

Weekly AFP surveillance feedback for Iraq; report 60 for international week 18 ending 03/05/2009

1. Annualized AFP rate/ 100,000 in children under 15 years of age, by province (Fig. 1):

During the first 18 weeks of 2009, 128 AFP cases were reported from all 19 DoHs; the DoH of Missan reported its first case last week. The AFP rate of 2 per 100,000 of the population under 15 years of age (Fig 1) has been attained for the country as a whole in addition to 13 DoHs. The provinces of: Missan, Anbar, Basra, Diala, Erbil, and Baghdad-Kerkh will need to pick up by enhancing advocacy and active visits.

Fig (1) Annualized AFP rate by province, Iraq, first 18 weeks , 2009

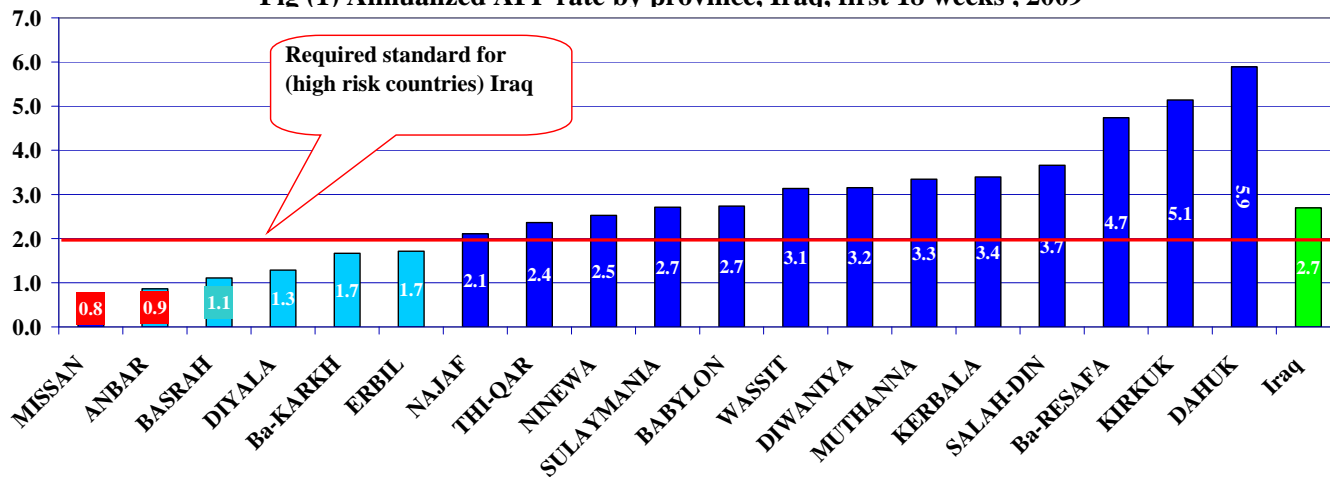
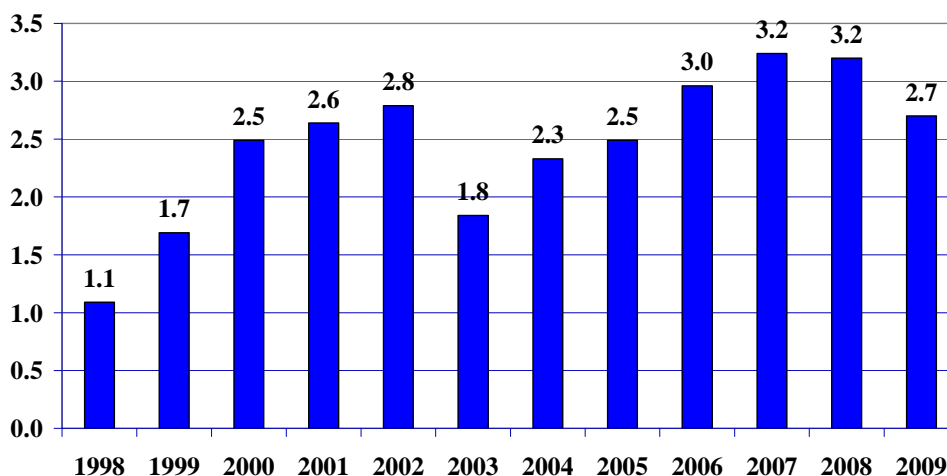


Fig (2) Non-polio AFP rate/100,000 children under 15 years, IRAQ, 99-09*



2. The annualized AFP rate is below the expected levels in:

- In 6 DoHs that reported cases.
- No DoH is silent.

Table (1) and (2) show clearly that the performance in 6 DoHs is below what is expected. In general the following is noted:

- ✓ There is good improvement in Babil; hopefully Babil will maintain this improvement through in AFP surveillance.
- ✓ Kerbala, Thi-Qar, Salahadin, Babil, Dahuk, Sulymania, Diwanyia, Baghdad- Resafa, Kirkuk, Muthana, Ninewa, Wasit and Diwanyia reported more than what is expected.
- ✓ The province of Najaf reported what is expected.

Table (1) Expected and reported AFP cases, by province, during the first 18 weeks of 2009 & 2008,

Province	reported AFP	Expected cases
Diala	3	5
Anbar	2	5
Bag-Karakh	8	9
Missan	1	3
Basra	4	7
Erbil	4	5
Najaf	4	4
Kerbala	5	3
Wassit	5	3
Thi-Qar	6	5
Salahaddin	7	4
Babil	7	5
DAHUK	9	3
Sulymania	7	5
Bag- Resafa	28	11
Kirkuk	8	3
Muthana	3	2
Ninewa	12	9
Diwaniya	5	3
Iraq	128	94

Reported AFP cases during the first 18 weeks of 2008 and 2009, Iraq

International week	2008	2009
W1	6	3
W2	7	12
W3	8	6
W4	14	11
W5	12	4
W6	12	13
W7	15	5
W8	12	2
W9	13	6
W 10	6	9
W 11	2	12
W 12	8	7
W 13	10	7
W 14	7	9
W 15	10	9
W 16	6	3

W 17	8	9
W 18	21	1
Total	177	128

Table (2) weekly reported AFP cases, 2005 -2009

International Week	2005	2006	2007	2008	2009
Cumulative, up to Week 5	110	161	132	177	128

The number of AFP cases reported in 2009 (128 cases) is less than what has been reported in all previous years except 2005

3. Situation of AFP reporting during the 2008:

During the first 18 weeks of 2008, a total of 177 AFP cases were reported from 19 out of the 19 DoHs.

4. Stool adequacy,

Chart 3 illustrates the fact that all DoHs that reported cases, except Anbar, Salahadin, Baghdad- Kerkh and Dahuk achieved the standard target of reporting = > 80% stool adequacy of AFP cases.

Chart (3) % AFP cases with 2 stool specimens collected within 14 days of onset and at least 24 hours apart; first 18 weeks of 2009

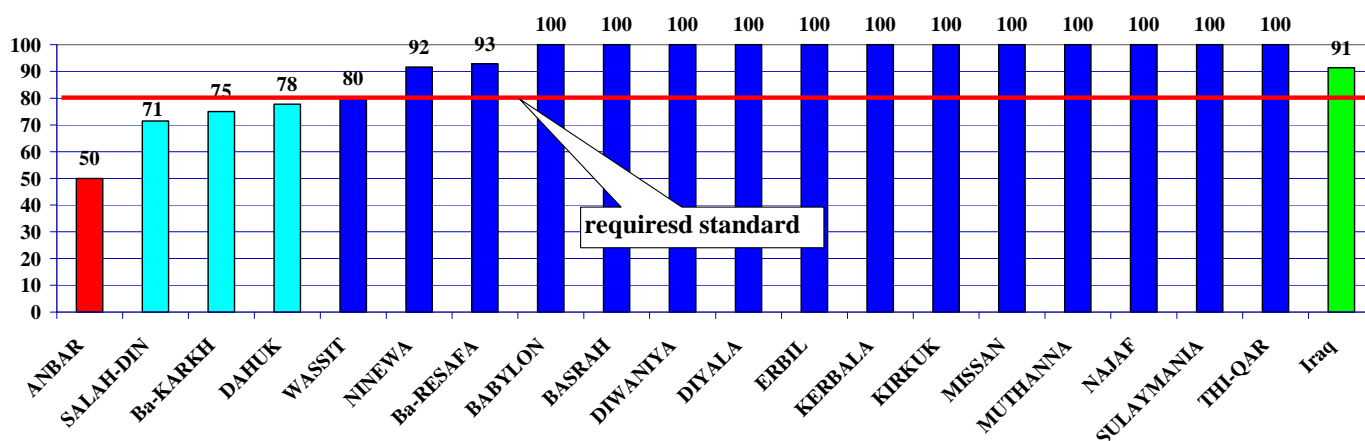
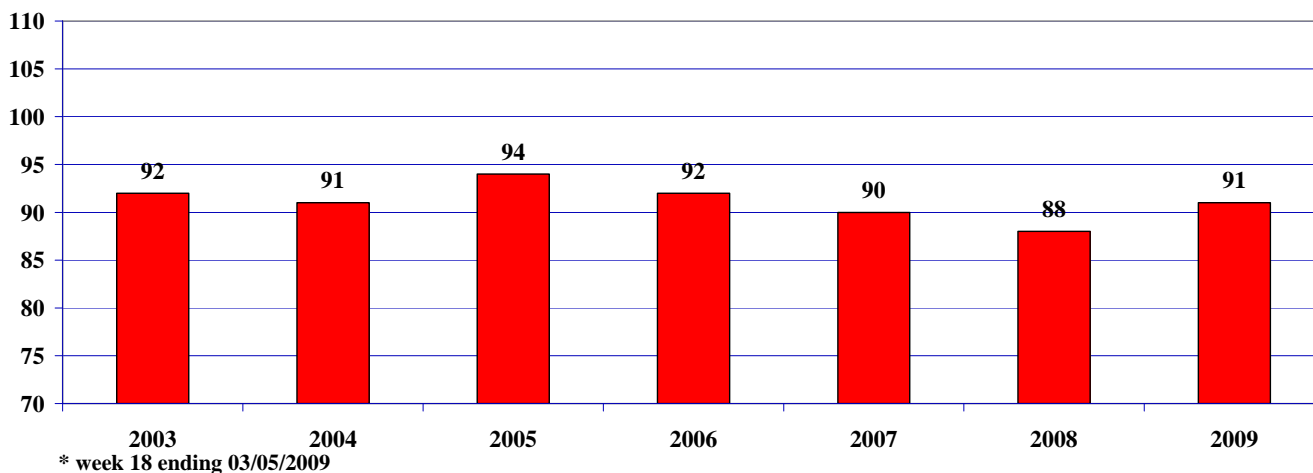


Chart 4 shows that stool adequacy have been sustained at around 90% since 2003

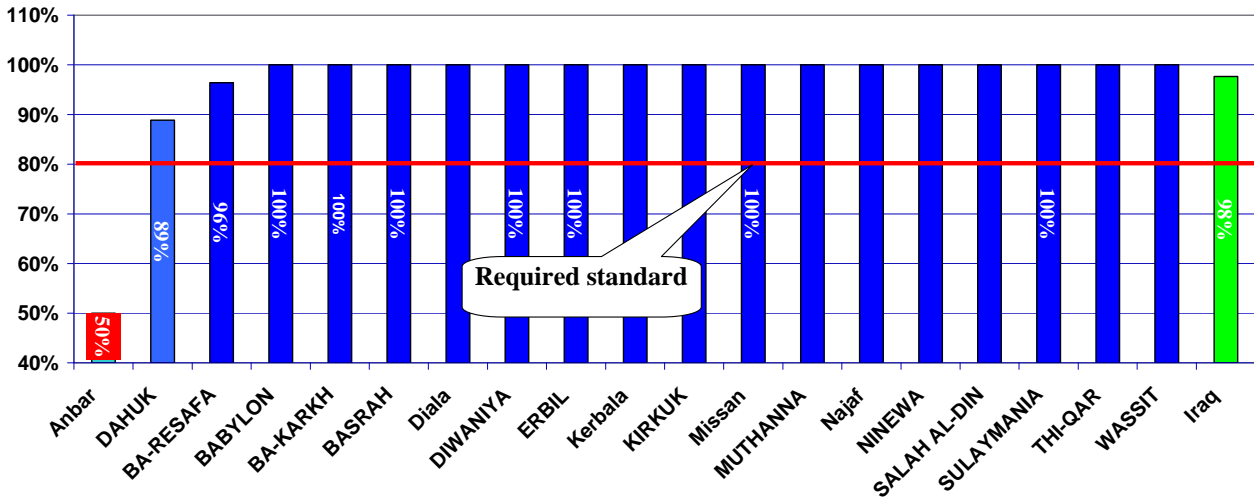
Chart (4) Stool adequacy, Iraq, 2003-2009*



5. % AFP cases with period between date of notification and date of investigation <= 2 days (TARGET = 80%)

All provinces that reported cases, except Anbar, investigated all the reported cases within 48 hours of notification.

Fig. (5) AFP cases investigated within 48 hours, first 18 weeks 2009



6. Table (3) AFP cases with Errors that need correction:

IDCODE	ERROR5	ERROR6	ERROR7
IRQBG09034	Error8		
IRQDU09004	Error5		
IRQSL09005	Error5		
IRQAN09001	Error5		

Error5 = Pending classification and date of onset more than 90 days ago. It is important that Salahadin surveillance staff urgently forward the final classification of this case to the national AFP surveillance officer

Error6 = Date of stool collection more than 45 days ago and pending preliminary culture results

Error7 = Date of stool collection more than 45 days ago and no date of culture result

7. Non-polio entero-virus isolation rate (Target 10%)

The NPEV isolation rate for the country as a whole is 19%, out of the 18 provinces that reported cases 12 achieved the required standard of >10%.

Fig (6) NPEV isolation rate 1999-2009*

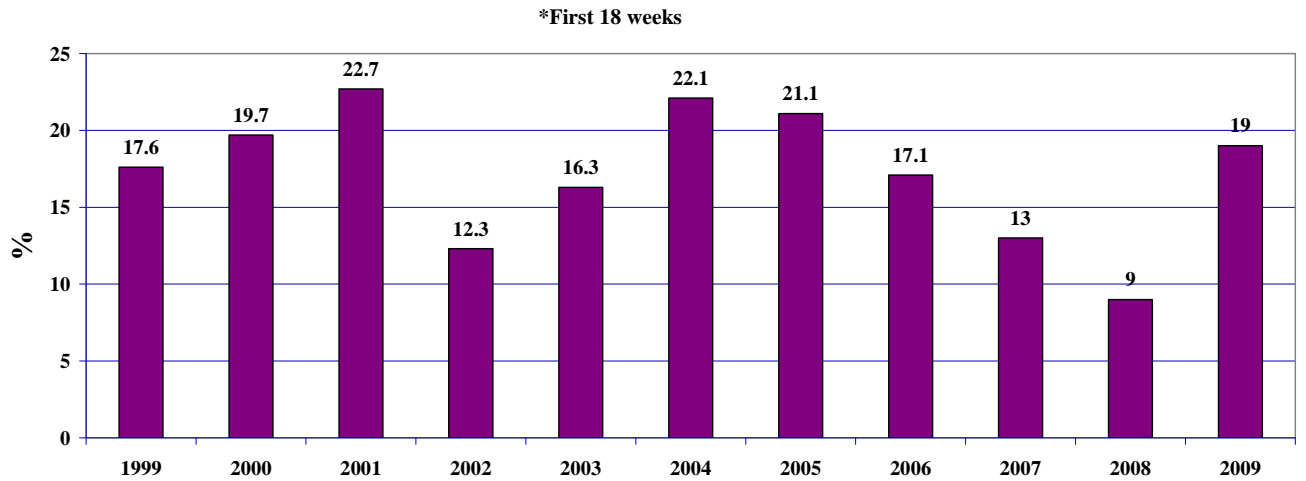
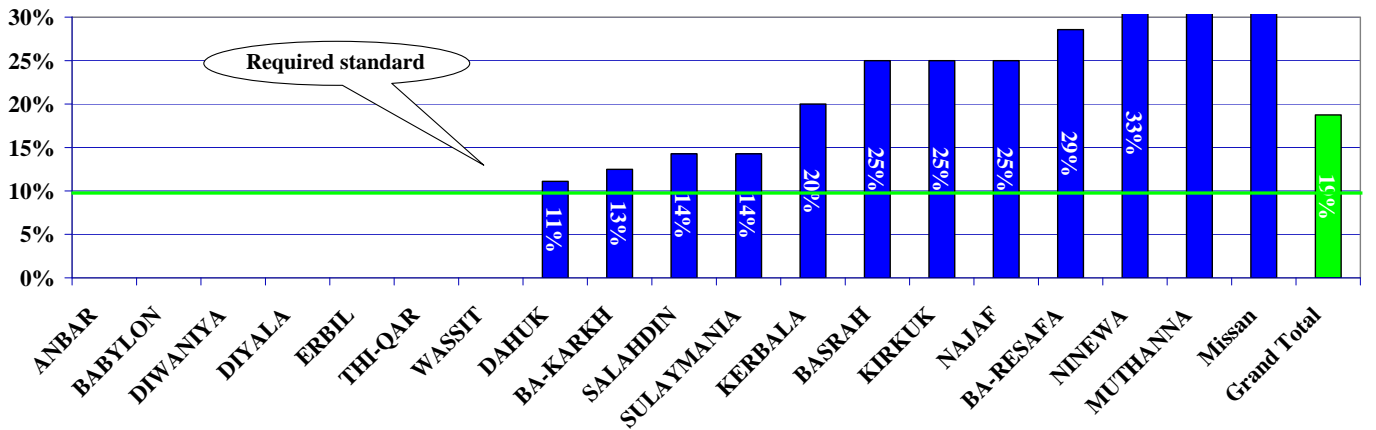


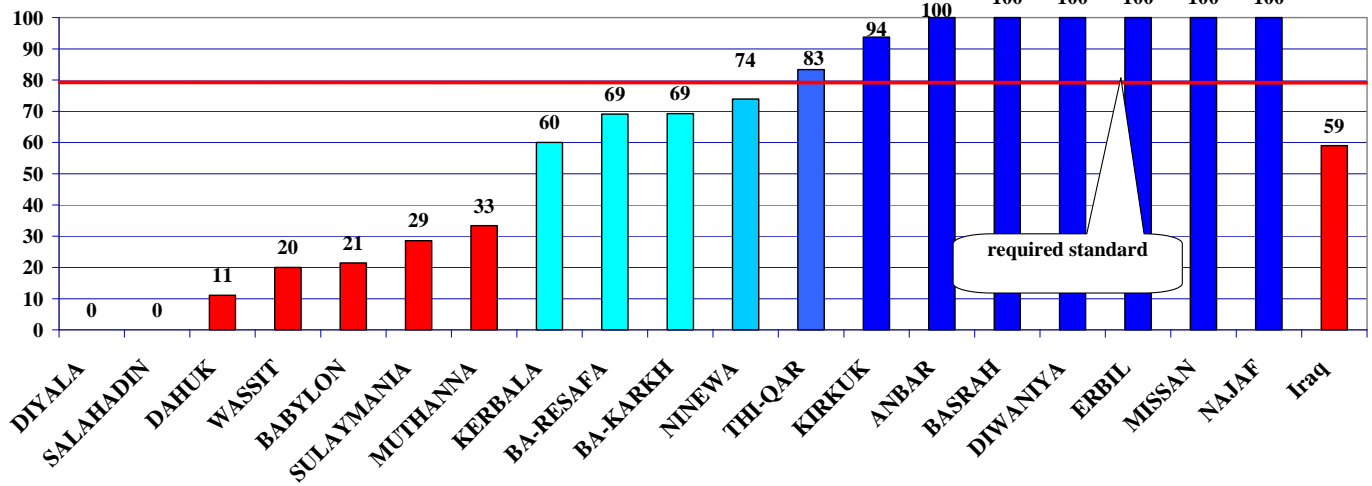
Chart (7) Non-polio entero-virus isolation rate, Iraq, first 18 weeks of 2009



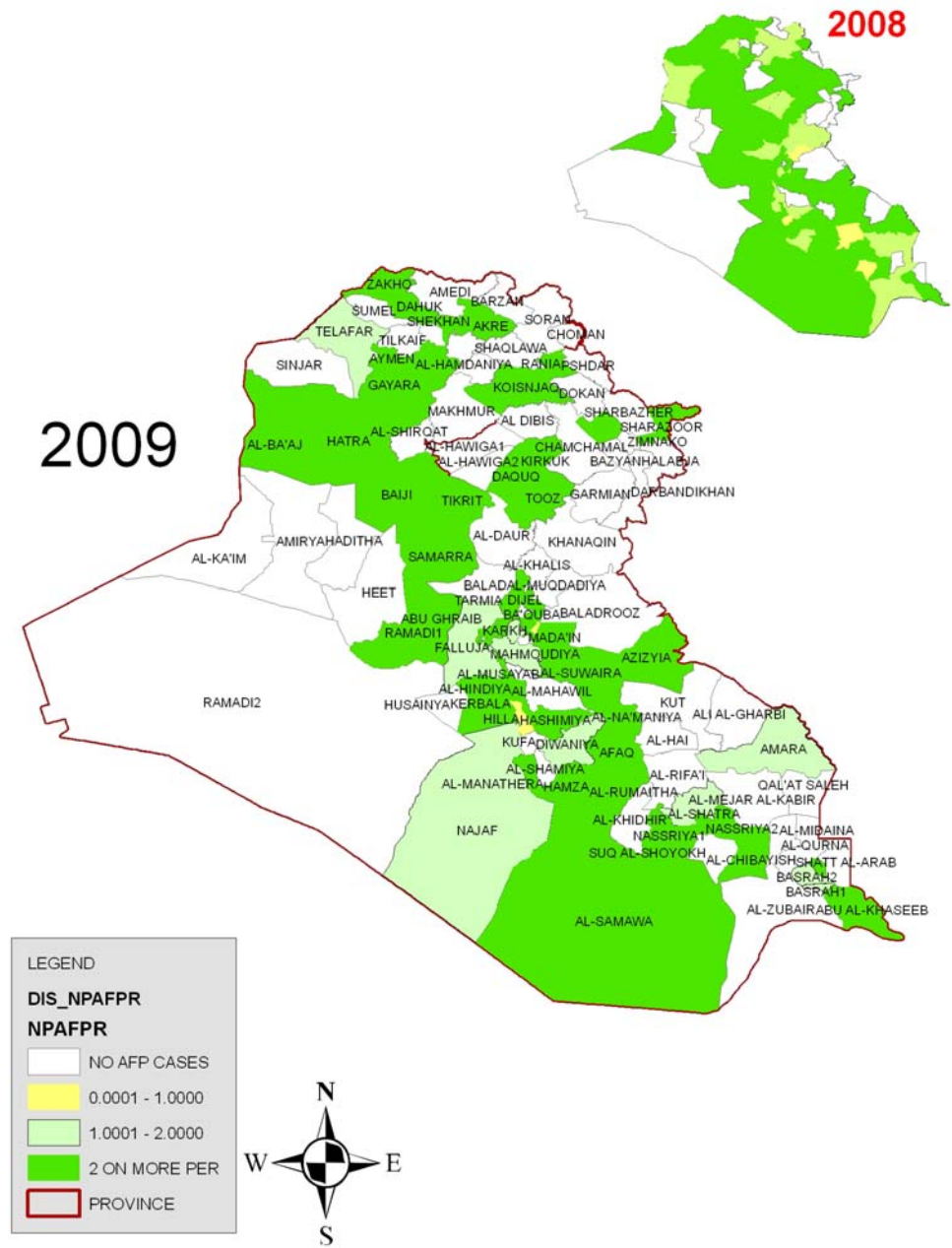
8. Time between collection of first stool and receipt in the NPL

Chart 8 shows the period in days between receipt of stool specimens in NPL and collection of first stool samples. 8 out of 19 DoHs that reported cases attained the required standard of sending at least 80% of specimen to the NPL within 3 days of collection of first stool specimens. It is annoying that the provinces nearest to the NPL are the ones that are lagging behind and pulling back the national average.

Chart (8) % stool specimens received in NPL within 3 days of first stool collection, 18 weeks weeks, 2009



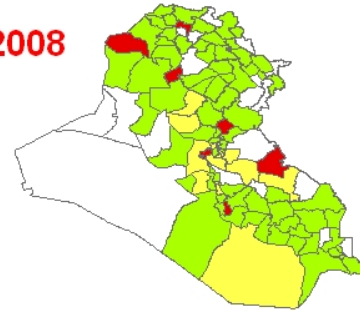
NPAFPR for Year 2009 and 2008



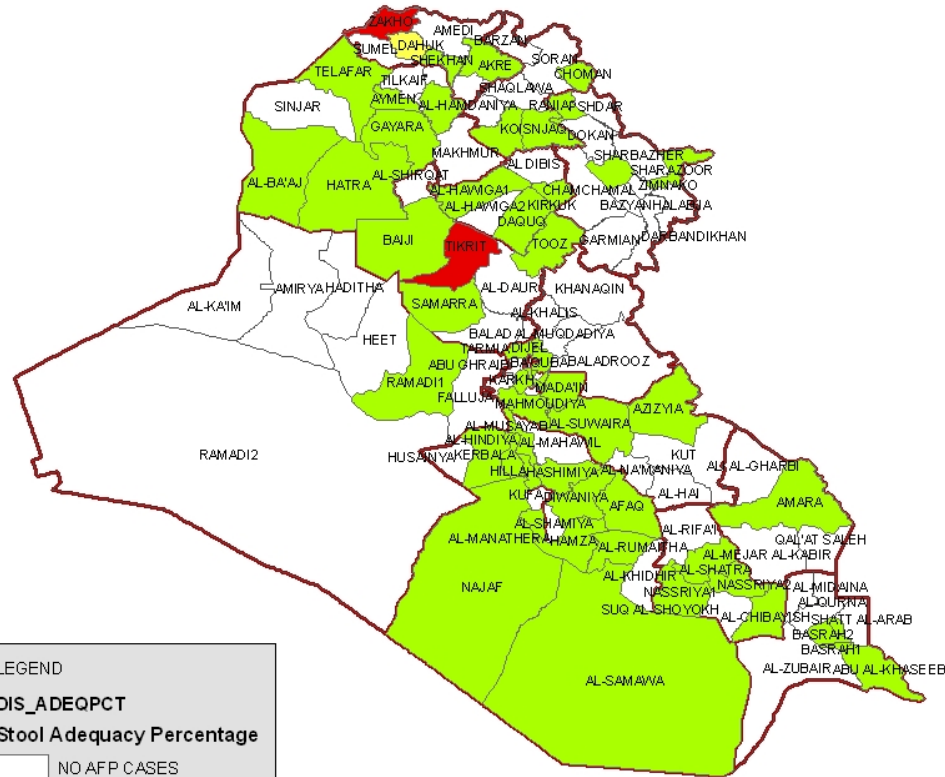
Stool Adequacy Rate for Year 2009 and 2008



2008



2009



LEGEND

DIS_ADEQPCT
Stool Adequacy Percentage

- NO AFP CASES
- LESS THAN 60%
- 60 % - 80 %
- 80% - 100%
- PROVINCE