

Weekly AFP surveillance feedback for Iraq; report 57 for international week 15 ending 12/04/2009

1. Annualized AFP rate/ 100,000 in children under 15 years of age, by province (Fig. 1):

During the first 15 weeks of 2009, 96 AFP cases were reported from 18 DoHs; the DoH of Missan is still silent.

The AFP rate of 2 per 100,000 of the population under 15 years of age (Fig 1) has been attained for the country as a whole in addition to 13 DoHs. The provinces of:, Diala, anbar, Basra, Erbil and Baghdad-Kerkh will need to pick up by enhancing advocacy and active visits.



WHO medical officer Dr. Mekki discussing with DG of health, Missan, Dr. Zamil, and DG of health Basra, Dr. Riyadh, The AFP surveillance situation in Missan

Fig (1) Annualized AFP rate by province, Iraq, first 15 weeks, 2009

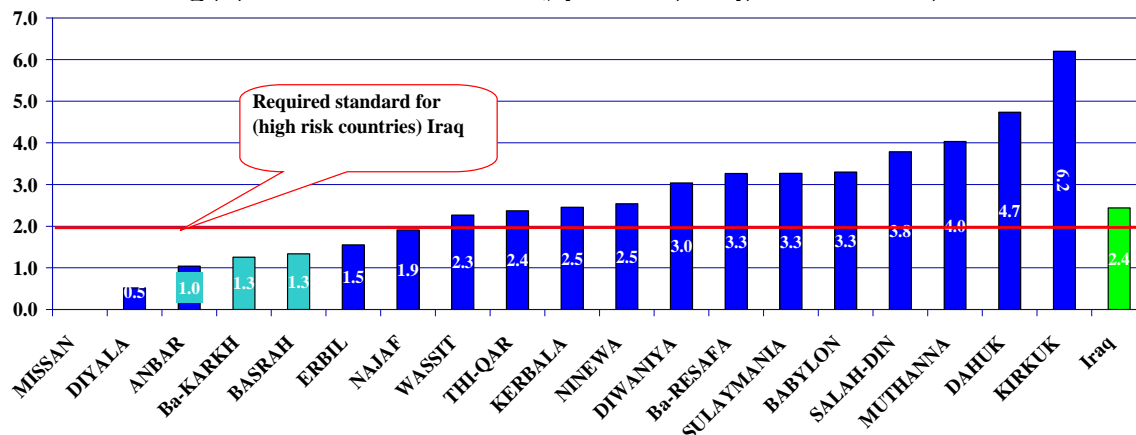
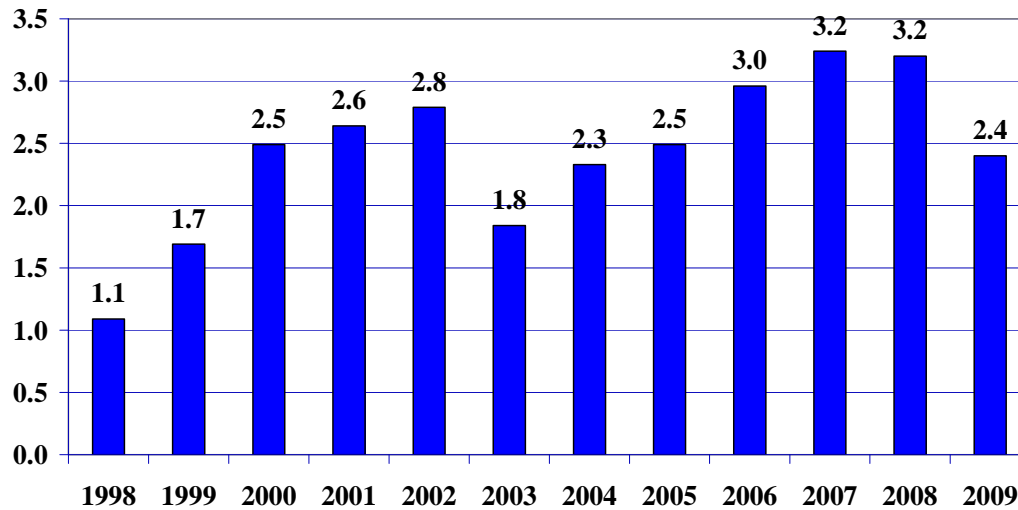


Fig (2) Non-polio AFP rate/100,000 children under 15 years, IRAQ, 99-09*



2. The annualized AFP rate is below the expected levels in:

- In 5 DoHs that reported cases.
- 1 DoHs is silent.

Table (1) and (2) show clearly that the performance in 5 DoHs is below what is expected. In general the following is noted:

- ✓ There is good improvement in Babil; hopefully Babil will maintain this improvement through in AFP surveillance.
- ✓ Kerbala, Thi-Qar, Salahadin, Babil, Dahuk, Sulymania, Diwanya, Baghdad- Resafa, Kirkuk, Muthana, Ninewa, and Diwanya reported more than what is expected.
- ✓ The province of Najaf and Wasit reported what is expected.

Table (1) Expected and reported AFP cases, by province, during the first 15 weeks of 2009 & 2008,

Province	Reported AFP cases	expected cases
Diala	1	4
Anbar	2	4
Bag-Karakh	5	8
Missan	0	2
Basra	4	6
Erbil	3	4
Najaf	3	3
Wasit	3	3
Kerbala	3	2
Thi-Qar	5	4
Salahaddin	6	3
Babil	7	4
DAHUK	6	2
Sulymania	7	4
Bag- Resafa	16	10
Kirkuk	8	3
Muthana	3	1
Ninewa	10	8
Diwaniya	4	3
Iraq	96	78

Reported AFP cases during the first 15 weeks of 2008 and 2009, Iraq

International week	2008	2009
W1	6	3
W2	7	12
W3	8	6
W4	14	11
W5	12	4
W6	12	13
W7	15	5
W8	12	2
W9	13	6
W 10	6	9
W 11	2	11
W 12	8	5
W 13	10	4
W 14	7	4
W 15	10	1
Total	142	94

Table (2) weekly reported AFP cases, 2005 -2009

International Week	2005	2006	2007	2008	2009
Cumulative, up to Week 5	90	130	100	142	96

The number of AFP cases reported in 2009 (96 cases) is less than what has been reported in all previous years except 2005

3. Situation of AFP reporting during the 2008:

During the first 15 weeks of 2008, a total of 142 AFP cases were reported from 19 out of the 19 DoHs.

4. Stool adequacy,

Chart 3 illustrates the fact that all DoHs that reported cases, except Anbar, Diwanyia and Dahuk achieved the standard target of reporting = > 80% stool adequacy of AFP cases.

Chart (3) % AFP cases with 2 stool specimens collected within 14 days of onset and at least 24 hours apart; first 15 weeks of 2009

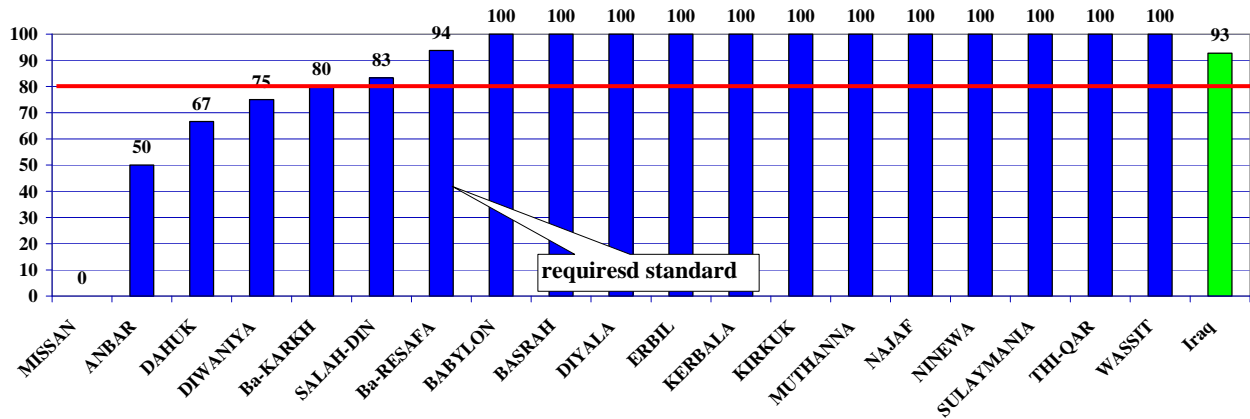
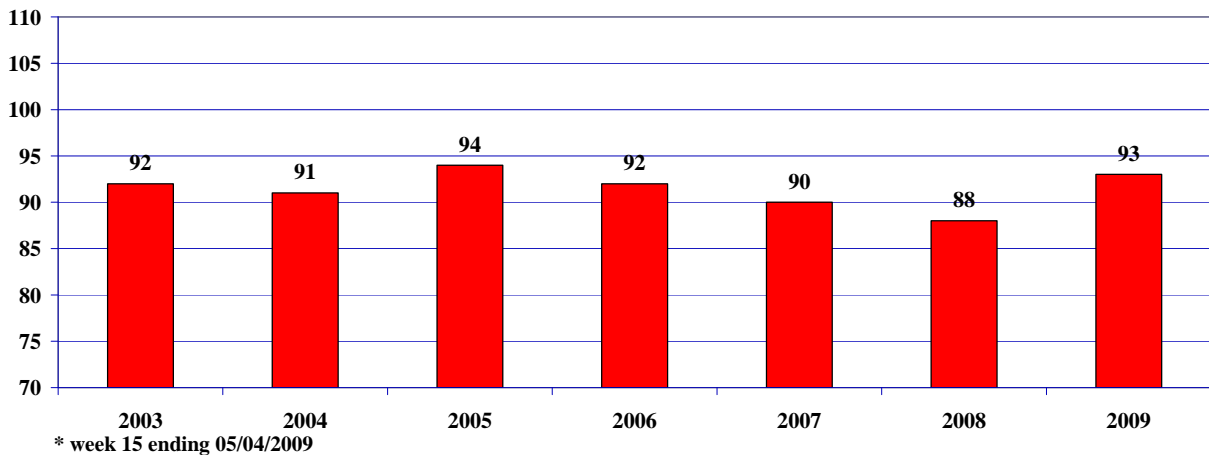


Chart 4 shows that stool adequacy have been sustained at around 90% since 2003

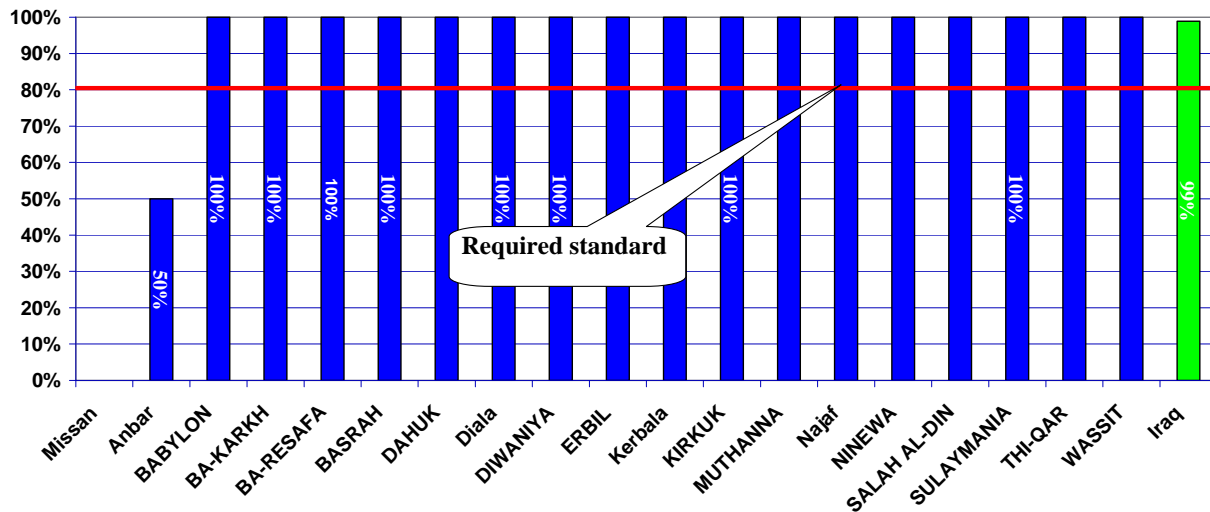
Chart (4) Stool adequacy, Iraq, 2003-2009*



5. % AFP cases with period between date of notification and date of investigation <= 2 days (TARGET = 80%)

All provinces that reported cases, except Anbar, investigated all the reported cases within 48 hours of notification.

Fig. (5) AFP cases investigated within 48 hours, first 15 weeks 2009



6. Table (3) AFP cases with Errors that need correction:

IDCODE	ERROR5	ERROR6	ERROR7
IRQDU09005	Error5		
IRQSL09005	Error5		
IRQSL09002		Error6	Error7

Error5 = Pending classification and date of onset more than 90 days ago. It is important that Salahadin surveillance staff urgently forward the final classification of this case to the national AFP surveillance officer

Error6 = Date of stool collection more than 45 days ago and pending preliminary culture results

Error7 = Date of stool collection more than 45 days ago and no date of culture result

7. Non-polio entero-virus isolation rate (Target 10%)

The NPEV isolation rate for the country as a whole is 19%, out of the 18 provinces that reported cases 9 achieved the required standard of >10%.

Fig (6) NPEV isolation rate 1999-2009*

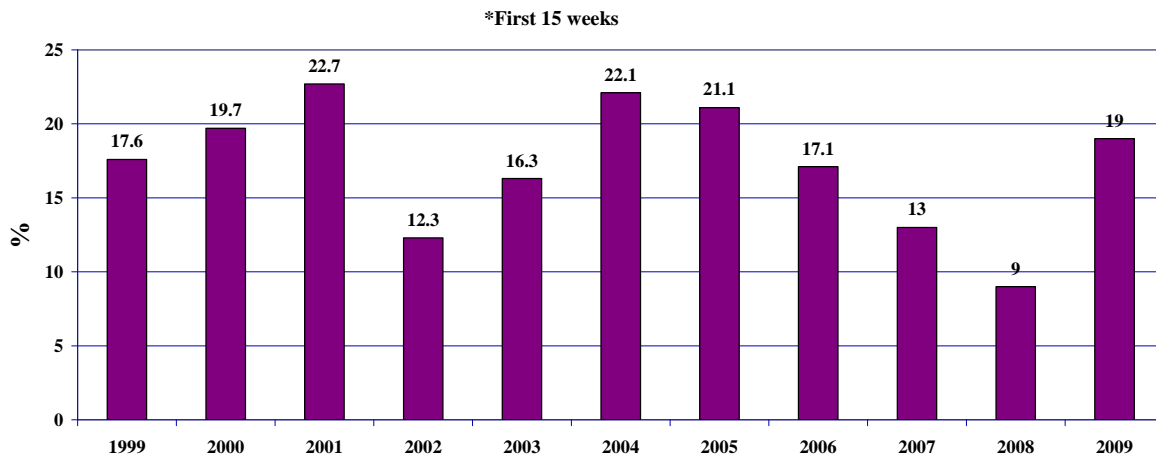
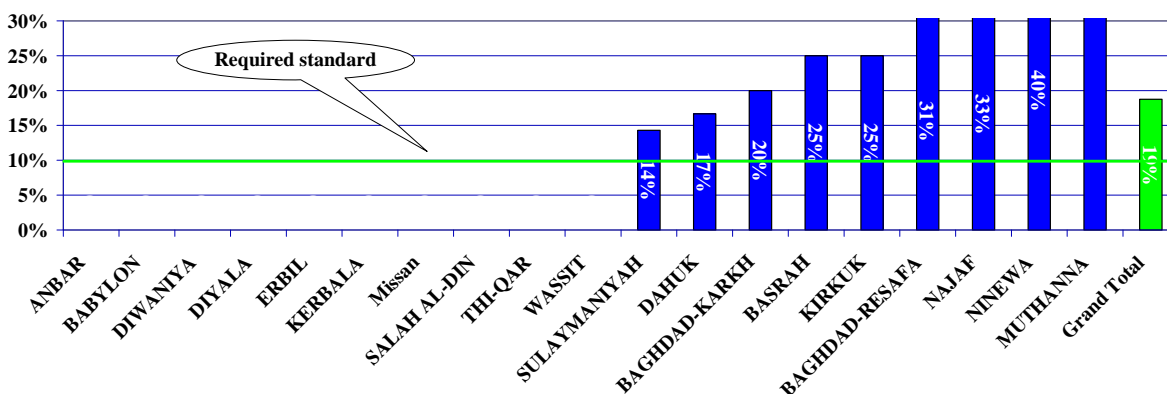


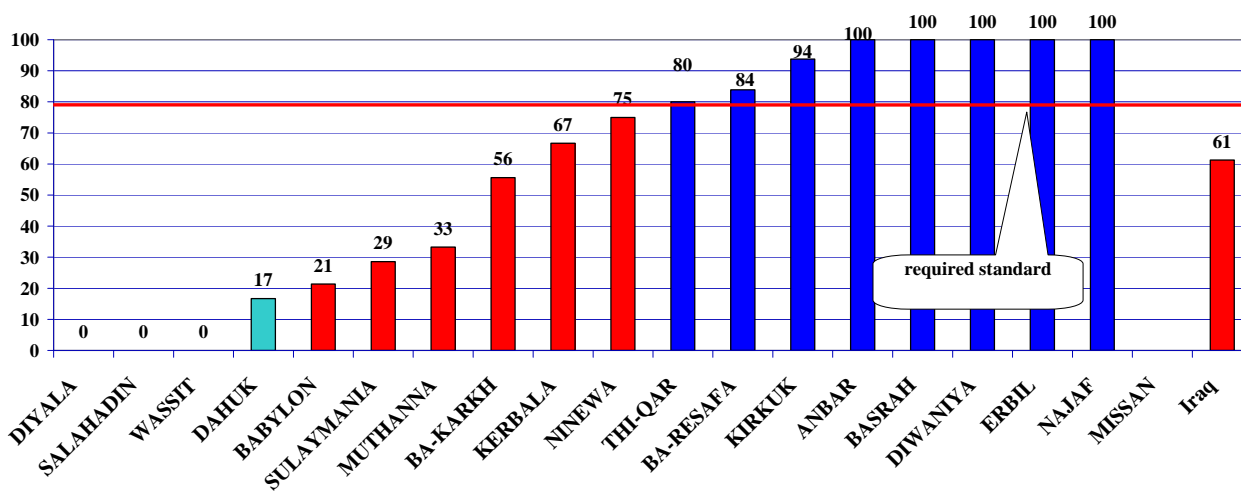
Chart (7) Non-polio entero-virus isolation rate, Iraq, first 14 weeks of 2009



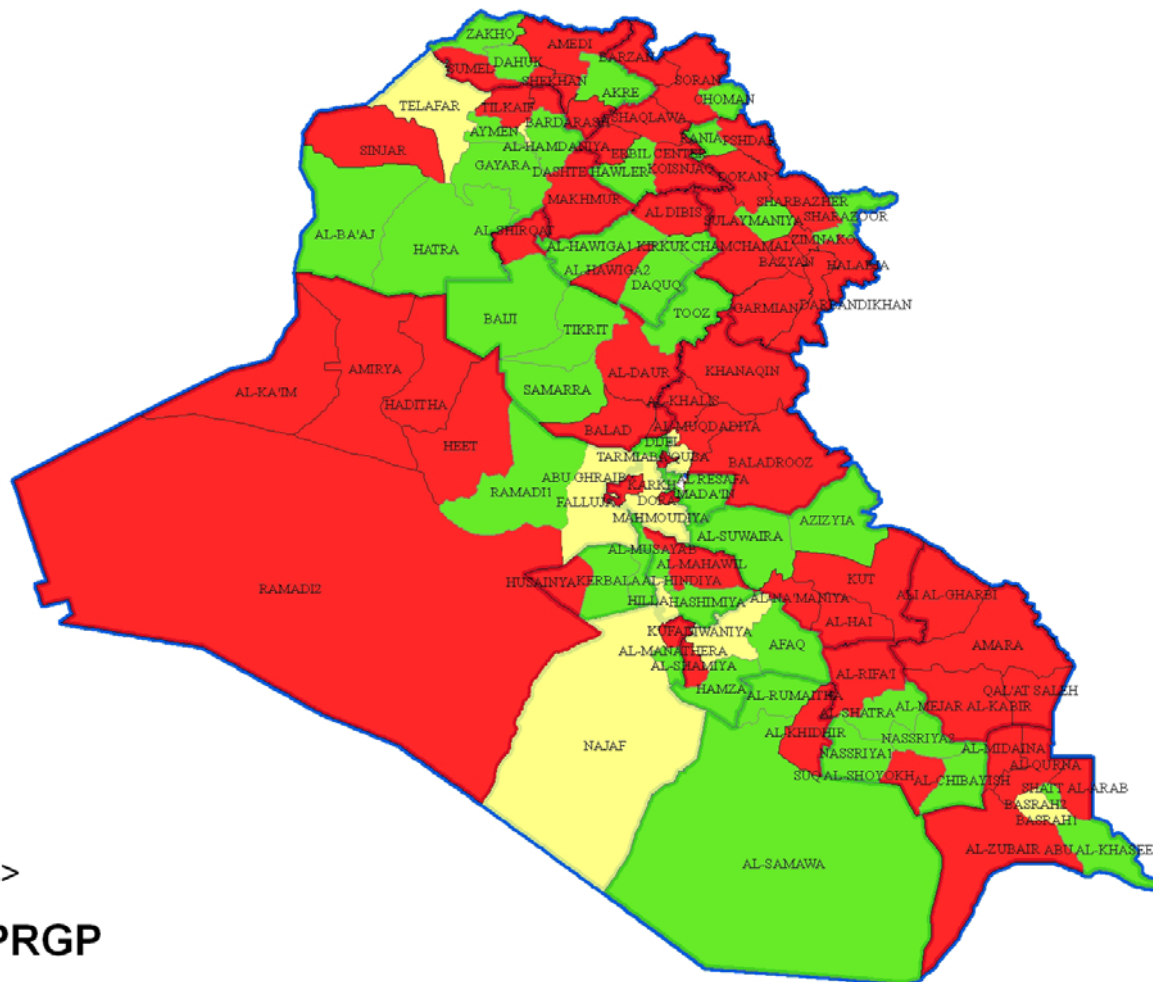
8. Time between collection of first stool and receipt in the NPL

Chart 8 shows the period in days between receipt of stool specimens in NPL and collection of first stool samples. 8 out of 18 DoHs that reported cases attained the required standard of sending at least 80% of specimen to the NPL within 3 days of collection of first stool specimens.

Chart (8) % stool specimens received in NPL within 3 days of first stool collection. First 14 weeks, 2009



Non-Polio AFP rate by district, Iraq, 2009 first 15 weeks



NPAFR

PROVINCE

DISTRICT

<all other values>

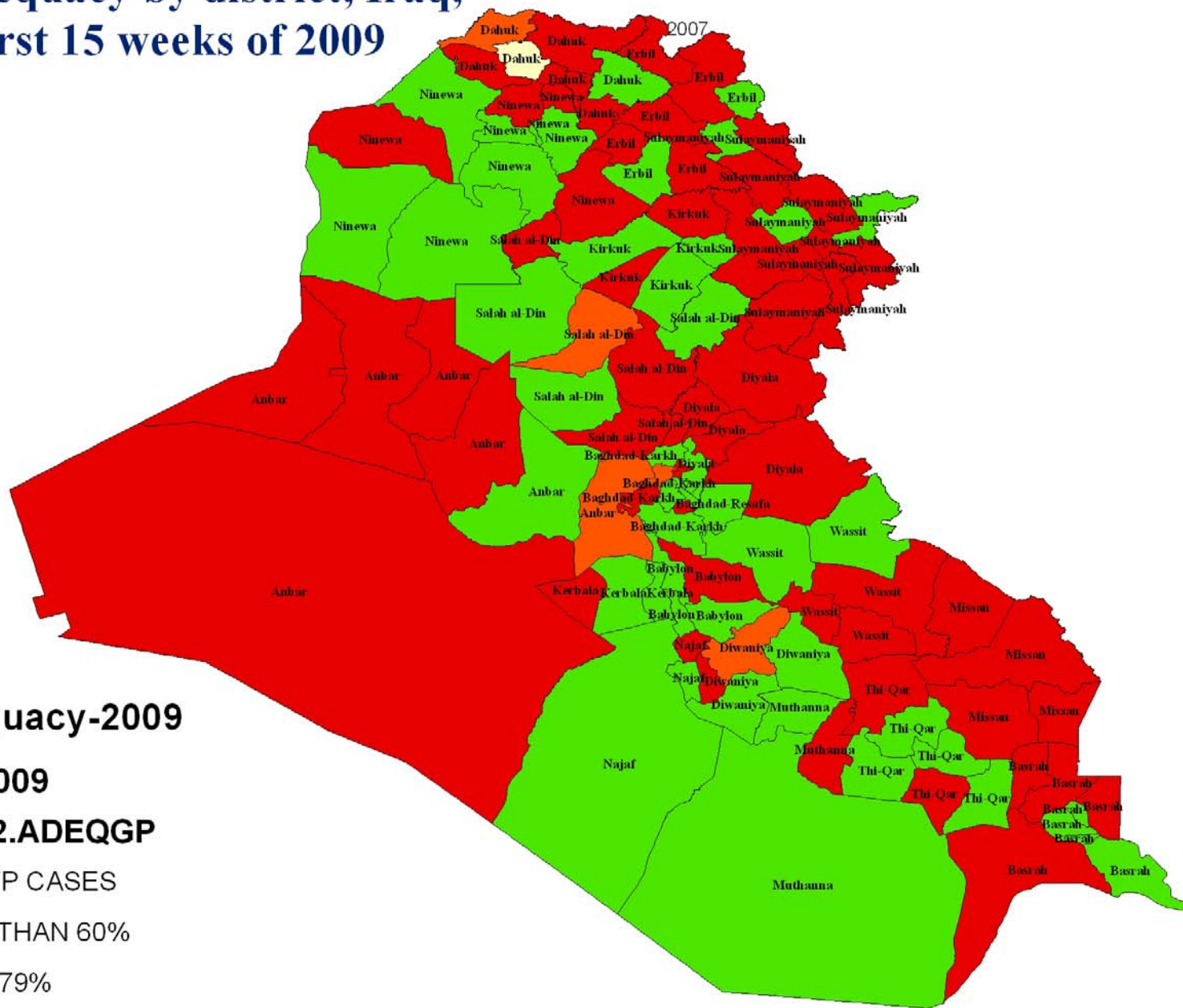
MAP_DYR2.NPAFPRGP

NO AFP CASES

1 - 1.9 PER 100 000

2 OR MORE PER 100 000

Stool adequacy by district, Iraq, first 15 weeks of 2009



Stool Adequacy-2009

District_2009

MAP_DYR2.ADEQGP

- NO AFP CASES
- LESS THAN 60%
- 60% - 79%
- 80% - 100%