



كۆمىسيونى باڭاى سه ربه خۇي هه لىبارد نه كان  
**The Independent High Electoral Commission**

**Electoral Administration**

**Tally Center Committee**

**PROCEDURES OF THE  
TALLY CENTRE**

**Governorates Council Elections**

**January 2009**

## **Table of Contents**

### **General Overview**

Results Data Entry of all counted ballots in the Tally Centre at the National Office in Baghdad	3
Audits	4
Seat allocation in the respective Governorate Councils following results compilation	
Provisional Results	
Final Results	
Certified Results	5

### **TALLY CENTRE PROCEDURES**

1 Tally Centre place in the general electoral process	6
2 People authorised to enter the Tally Centre	7
2.1 Tally Centre Officials	
2.2 Accredited Observers, Political Entity Agents and Media Representatives	11
2.3 Security Personnel	13
3. Before Polling Day on 31 January 2009	14
3.1 Preparation of the Tally Centre	
3.2 Delivery of Reconciliation and Results Forms to the Tally Centre commencing on 1 February 2009	
3.3 Administration of the Tally Centre	
4. The Tally Centre processes step-by-step	15
Section 1: Reception of Reconciliation & Results Forms	16
Section 2: Intake & Tracking	17
Section 3: Batching of Forms prior to Data Entry	19
Section 4: Data Entry 1 & 2 of Forms 142 (152)	
Section 5: Final tracking & archiving of Forms and Forms Covers	
Section 6: Scanning of Forms 141 & 143 (151 & 153)	
Section 7: Data Entry 1 & 2 of Forms 141 & 143 (151 & 153)	
Section 8: Audit of polling stations with erroneous data entry or data	
5. Display of provisional results and availability of cleared and data entered polling station results	
6. Complaints	39

### **Annexes**

Annex A: Tally Centre Layout	40
Annex B: Regular polling Reconciliation and Results Forms 141, 142 and 143	41
Annex C: Batch Reconciliation and Results Forms 151, 152 and 153	

## **GENERAL OVERVIEW**

The Independent High Electoral Commission (IHEC) is the exclusive electoral authority. It is an independent, neutral, governmental and professional institution. The IHEC has all the authorities relevant to electoral events, including organising elections and ensuring fair and transparent implementation of elections.

The IHEC performs its work according to article no. 102 of the Iraqi Constitution in terms of Law no. 11 of 2007. It can promulgate, implement, and enforce regulations, rules and procedures with the full force of law in connection with elections.

The Iraqi Council of Representatives issued the Election Law on Governorate, District & Sub-district Councils no. 36 for 2008. This represents the legal framework according to an open list system that will regulate the Governorate Council Elections for governorates which are not affiliated to regions.

Iraq is divided into several electoral districts based on governorates; each governorate represents one electoral district. Consequently, IHEC registered political entities and certified their candidates' lists for the fourteen electoral districts. There will be a specific ballot for each of the fourteen governorates where elections will take place (which does not include the governorates of the Kurdistan region and Kirkuk).

In order to broaden opportunities for the participation of all eligible Iraqis in the voting process, including Internally Displaced Persons (IDP), special absentee polling stations will be established for IDPs who registered to vote absentee during the Voter Registration Update period. These polling stations will be established in polling centres in the locations where the IDP absentee voters currently reside (including the Kurdistan region and Kirkuk), so that they can cast a ballot for the candidates of their choice and from the governorate from which they have been displaced.

In addition, provisions will be made to enable Special Voters to exercise their right to vote. Special Voters are either Iraqi Security Forces (ISF = Police & Military), detainees of Iraqi detention facilities, hospitalised persons (inclusive of detention facilities and hospital staff who will be on duty and unable to vote on Election Day 31 January 2009), and government employees who are working in the Baghdad International Zone. A Special Voter will need to be found on the Final Voters List for his/her cast ballot to be included in the count.

Due to their particular duties these categories of voters will not always be able to vote on Election Day. To accommodate them, Special Voting Polling Stations will be operational on 28 January and Special Voting will take place on that date.

### **Results Data Entry of all counted ballots in the Tally Centre at the National Office in Baghdad**

The counted votes of ballots cast in Regular and Absentee polling stations on 31 January 2009, as well as those cast in Special Voting polling stations on 28 January 2009, will be recorded on Results Forms.

Every polling station will generate results for political entities and for candidates within the political entity lists.

Following the transfer of the Results Forms from the Governorates to the Tally Centre, the results will be data entered and compiled as of 1 February 2009.

## **Audits**

Polling stations, for which discrepancies above the level of tolerance appeared during data entry, will be subject to audit activities in the Tally Centre. Unless the inconsistency is resolved, their results will be excluded from the overall results compilation and seat allocation processes.

Polling stations that are an object of a submitted complaint will undergo the same fate provided they cannot be cleared through audit.

Audits might lead to the instruction to recount certain materials at Governorate Count Centres, whereupon the new results data entry will have to be transferred to and data entered in the Tally Centre prior to their inclusion in the overall compiled results.

Polling stations that cannot be cleared in any way through an audit, or for which severe irregularities and/or fraud were signaled and confirmed through proper investigations, will be excluded from the results.

## **Seat Allocation of Governorate Councils upon Compliment of Results**

As soon as the results are compiled, based on the number of votes obtained, seats will be allocated to PE for their candidates in Governorate Councils according to the Regulation of Seat Allocation no.(15) for the year 2009 issued by BoC.

## **Provisional Results**

The IHEC will present provisional results as the results data entry progresses, and results are gradually compiled.

Provisional Results will be a results snapshot in time. They are dynamic and can reveal changing trends as more Results Forms are being data entered.

## **Final Results**

Once all possible complaints and challenges have been processed, the IHEC will proceed to announce and publish the final results for all fourteen Governorate Council Elections.

## **Certified Results**

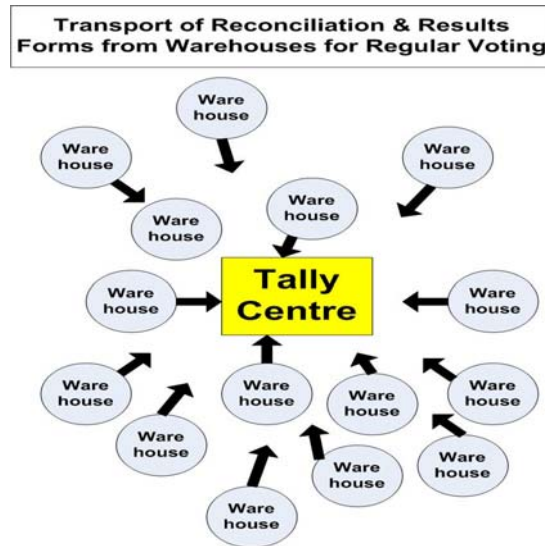
As soon as the final date of submitting complaints regarding the final results is achieved, IHEC will announce and publish the results of 14 GCE. As the Law of Formation of Regions states that the council will start performing its duties upon results accreditation, therefore IHEC will announce all certified results in the same time, in order that all councils take office at the same time, avoiding holding future elections at different times.

# TALLY CENTRE PROCEDURES

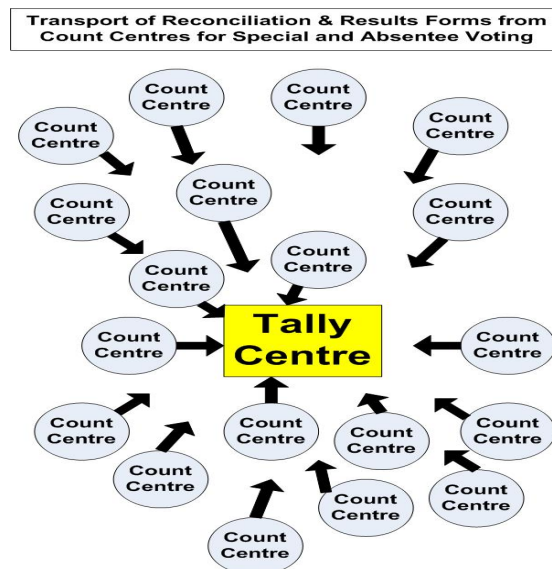
## 1. TALLY CENTRE PLACE IN THE GENERAL ELECTORAL PROCESS

For the purpose of data entry and audit of results, the IHEC will set up a Tally Centre at the National Office in Baghdad.

Once the Governorate Electoral Offices have retrieved the counted sensitive election material from all their respective Regular Polling Stations (at their Warehouses), the Reconciliation and Results Forms from the Polling Stations will be transported to the Tally Centre.



At the same time, the GEO Count Centres will be processing and counting the Absentee and Special Voting ballots. As soon as a particular Governorate Count Centre has completed the count, Reconciliation and Results Forms of counted Batches will be transported to the Tally Centre.



## 2. PEOPLE AUTHORISED TO ENTER THE TALLY CENTRE

Only the following categories of people may be present in the Tally Centre:

- Tally Centre Management Committee
- Authorised members of the IHEC and IEAT
- Accredited political entity agents
- Accredited observers
- Accredited media representatives (without equipment, except in those cases where it is permitted by the IHEC for particular reasons)
- Members of the security forces ONLY if their presence is requested.

Access to the data entry section will be further limited to data entry staff, in addition to the following personnel:

- CEO
- Tally Center Committee
- Authorized IT Staff
- IEAT staff

All of the above must wear a badge or armband issued by the IHEC, except security personnel.



**Note: no one is authorised to carry weapons inside the Tally Centre, except for security personnel on duty, responsible for security of the Tally Centre, if required.**

### 2.1 Tally Centre officials

All Tally Centre staff is a member of the IHEC and must behave neutrally at all times. All staff must sign and adhere to the IHEC Code of Conduct.

All Tally Centre staff will receive training related to the processes undertaken at the Tally Centre prior to the Election Day.

The Tally Centre staff will work from the day following the Election Day (starting from 1 Feb 2009) until 1) all Results Forms have been entered, 2) no polling stations are left pending and 3) all complaints involving polling stations and sensitive material have been processed.

The Tally Centre will be managed by the Tally Centre Management Committee who manages all Tally Centre processes and supervises all Tally Centre staff, with the assistance of the Tally Centre Supervisors.

The number of Tally Centre staff for one shift will amount to approximately 250 staff; this is based on the center tasks that should be done accurately and in short time. The center will work within 4 shifts (6 working hours per shift).

*The Tally Centre officials will consist of*

- A. the Tally Centre Management Committee
- B. Reception Supervisor and officers
- C. Intake/Tracking Supervisor and Officers
- D. Scanning Supervisor and Officers
- E. Supervisor and staff of the Initial Storage & Batching Area
- F. Supervisor and staff of distributing forms for electronic data entry purposes.
- G. Data Entry Section Supervisors and Data Entry Clerks
- H. Final Archive Supervisor and Archivists
- I. Auditors
- J. Liaison Officers with the sections of Complaints and Operations
- K. Staff detached from the IHEC Department of External Relations to accommodate, brief and guide observers, political entity agents and media representatives

A. TALLY CENTRE MANAGER
-------------------------

The Tally Centre Manager reports to the Chief Electoral Officer (CEO).

The Tally Centre Manager is assisted by the Tally Centre Direction Committee which reports to him/her.

Duties of the Tally Centre Manager:

- Managing the preparations for the Tally Centre;
- Understanding the technical aspects of the Tally Centre procedures;
- Organising and following up on all security arrangements;
- Supervising all staff and activities in the Tally Centre to ensure that correct procedures are followed;
- Supervising the recording of the presence of observers, media representatives and political entity agents (timings, accreditation numbers, names, signature and organisation or entity represented);
- Resolving any problems that appear in the Tally Centre and which need a resolution.
- Reporting the daily statistics to the Tally Centre Direction Committee;
- Reporting on audits requested from the Governorate Electoral Offices;
- Supervising the complaints submission process taking place in the Tally Centre;
- Organising lunch break and prayer time for the staff while maintaining continuity;
- Supervising the decommissioning of the Tally Centre;

B. TALLY CENTRE DIRECTION COMMITTEE
-------------------------------------

The Tally Centre Direction Committee assists the Tally Centre Manager with matters related to the budget, equipment and material procurement, set up, recruitment, logistics and security arrangements. The Tally Centre Direction Committee will further assist the Tally Centre Manager with matters related to the daily operation, shift management and coordination with relevant departments within the IHEC.

In addition, the Tally Centre Direction Committee will undertake the duties of the Tally Centre Manager if necessary.

### C. INTAKE AREA SUPERVISORS

The Intake Area Supervisor will :

- Ensure that the intake process is implemented in line with the procedures.
- Organise the flow of materials in the intake area.
- Supervise the work of intake teams
- Supervise the delivery of materials to the intake teams
- Maintain the intake record according to the procedures
- Ensure that the intake staff will verify that all forms are in the TEBs.
- Ensure that the TEBs with missing forms are separated and polling stations codes are recorded
- Ensure that the Forms 142 are separated and placed in the dedicated box and that Forms 141 & 143 are placed back in the TEB and packed in another box
- Monitor the security and confidentiality of the Forms
- Ensure that boxes with Forms are regularly transferred for further processing.
- Organise the shift changes.
- Report to the Tally Center Management Committee on all issues.
- Coordinate with Supervisors of other Areas to ensure the work flow

### D. SCANNING AREA SUPERVISORS

The supervisor of the Scanning Area will be responsible for :

- Organising the staff and assign specific duties to each
- The management of the work flow
- The reception of Forms Covers from the Intake Area and scan Forms 141 & 143 (151 & 153)
- Maintaining and organising all files.
- The Availability of required supplies to the personnel to complete their work
- Maintaining a log of all incidents, errors and events
- Monitoring the security and confidentiality of the Forms Covers and Forms
- Maintaining all hardware and report any errors or breakdowns to the IHEC ICT section
- Generating reports as required
- Coordinating with other Supervisors of other Areas to ensure the work flow
- Report to the Tally Center Management Committee on all issues

### E. SUPERVISOR OF INITIAL STORAGE & BATCHING AREA

- Ensure that the process of storage and batching is implemented in line with the procedures.
- Organise the flow of materials to the Storage area.
- Supervise the work of the Storage staff.
- Supervise the delivery of materials from Intake to the Storage Area.
- Ensure that Forms 142 are properly batched and transferred to the data entry area.
- Ensure that Forms 141 & 143 are properly saved and transferred to the scanning area then to the Storage area
- Ensure that TEBs, which contain missing or not completed forms, are stored separately.
- Monitor the security and confidentiality of the Forms Covers and Forms

- Organise the shift changes.
- Report to the Tally Center Management Committee on all issues.
- Coordinate with Supervisors of other Areas to ensure the work flow.

#### F. DATA ENTRY AREA SUPERVISORS

The data entry Supervisor will be responsible for

- The physical organisation of his/her assigned section
- Logging the Data Entry Clerk's attendance and manage the work schedule
- Managing and assigning workstations to Data Entry Clerks
- Receiving and distributing Forms to Data Entry Clerks and for the collection of completed Forms Covers or Forms for archiving or auditing
- Organising the workflow and for separating the first and second data entries
- The Resolution of mismatches between first and second data entries
- Assisting Data Entry Clerks in clarifying any ambiguous data on the Forms
- Ensuring that the appropriate sticker is placed on the Forms Cover after each data entry
- Maintaining a log of all incidents, errors and events
- Monitoring and implementing the security policy in the Data Entry Area
- Maintaining all hardware and report any errors or breakdowns to the IHEC ICT section
- Coordinating with other Supervisors in other Areas to ensure the work flow
- Organising and scheduling the work hours for the Data Entry Clerks
- Report to the Tally Center Management Committee on all issues

#### G. FINAL TRACKING AND ARCHIVE AREA SUPERVISORS

- Ensure that the process of archiving is implemented in line with the procedures
- Organise the flow of materials in the Archive Area.
- Supervise the work of Archive Officers
- Ensure that all received sets of Forms Covers from one polling station (Batch) are archived together in a filing cabinet.
- Ensure that all entries of materials to the Archive Area are recorded by the Tracking Application
- Take the archived forms from the filing cabinet and send them to the Audit/ data entry, as required.
- Monitor the security and confidentiality of the Forms
- Organise the shift changes.
- Report to the Tally Center Management Committee on all issues
- Coordinate with Supervisors of other Areas to ensure the work flow.

#### H. AUDIT SUPERVISOR

- Ensures that the audit process is implemented in line with the procedures.
- Organises the flow of materials in the Audit Area.
- Supervises the work of the Audit Officers
- Ensures that all received audit cases are properly processed, discrepancies checked and explained wherever possible.

- Ensures that audit reports are produced whenever needed.
- Communicates audit reports to the Tally Centre Direction Committee
- Ensures that all pending cases are sent for storage in a dedicated area.
- Monitors the security and confidentiality of the Forms
- Organises the shift changes
- Reports to the Tally Center Management Committee on all issues
- Coordinates with Supervisors of other Areas to ensure the work flow.

I. EXTERNAL RELATIONS SUPERVISOR
----------------------------------

- Ensures that the observation process is implemented in line with the procedures.
- Supervises the work of External Relations Officers in the Count Centre.
- Answers questions on the Tally Centre processes whenever asked by observers and political entity agents.
- Distributes prepared materials to the observers, political entity agents and media representatives.
- Ensures that only one observer or political entity agent is present in the Tally Centre at a time.
- Informs observers, political entity agents and media representatives on the results in line with the procedures.
- Coordinates transportation arrangements for the observers, political entity agents and media representatives with staff in charge for.
- Organises the shift changes.
- Reports to the Tally Center Management Committee on all issues
- Coordinates with Supervisors of other Areas to ensure the work flow.

## **2.2 Accredited Observers, Political Entity Agents and Media Representatives**

Accredited Observers, Political Entity Agents and Media Representatives should apply with the relevant Department within the IHEC National Office to obtain access to the International Zone for the purpose of observing operations in the Tally Centre.

- Electoral observers, political entity agents and media representatives play an important role in helping to ensure that the processes and results data entry in the Tally Centre are executed according to the Tally Centre procedures.
- They are accredited by the IHEC, and issued accreditation badges. They must wear their accreditation badges at all times, and present it along with a photo ID document to the employee of the Tally Centre in charge of recording their entrance and exit.
- They must introduce themselves to the Supervisor in charge of accommodating, briefing and providing guidance to them at the Tally Centre.
- They must sign and abide by the relevant code of conduct adopted by the IHEC.
- The Tally Centre Management Committee will establish a schedule to rotate agents and observers in order to ensure that the conduct of Tally Centre operations is not disrupted.

All observers, political entity agents and media representatives should sign in the Tally Centre logbook, by their name, in a table as outlined below:

No.	Name	Organisation	Badge / Accreditation Number	Time of Arrival	Time of Departure	Signature

### OBSERVERS

- Observers may enter the Tally Centre from the start of operations. These will start from the moment the delivery of Reconciliation and Results Forms takes place on 1 February 2009.
- Within the Tally Centre, they will be accommodated, briefed and guided by External Relations Officers from the IHEC.
- No more than 20 observers from each accredited observer organisation may be present in the Tally Centre at any one time.
- Observers may observe all processes in the Tally Centre.
- They can record any observations they want, by hand. They may raise concerns with the Tally Centre Management Committee only, and may not communicate with the Tally Centre Staff.
- Observers cannot file a formal complaint. They may raise any concerns in public reports to the organisation they represent.
- Observers may follow a vehicle carrying Reconciliation and Results Forms from the GEO Warehouse or Count Centre to the IHEC Tally Centre at the National Office in Baghdad. They may not travel in an IHEC vehicle.



**Electoral observers may raise any concerns with the Tally Centre Management Committee. They cannot file a formal complaint or insist on any IHEC staff member taking any particular action according to the IHEC Regulation on Observation No. 3 2008. However, the Tally Centre Manager or any member of the Tally Centre Direction Committee will record any concerns raised by observers in the Tally Centre journal and, where possible, resolve the issues that were raised.**

### POLITICAL ENTITY AGENTS

- Political entities may appoint agents to be in the Tally Centre.
- Agents may enter the Tally Centre from the start of operations. These will start from the moment the delivery of Reconciliation and Results Forms takes place on 1 February 2009.
- Within the Tally Centre, they will be accommodated, briefed and guided by External Relations Officers from the IHEC.
- No more than 20 agents per accredited political entity may be present in the Tally Centre at any one time.
- Agents may observe all processes in the Tally Centre.
- They can record any observations they want, by hand. They may raise concerns with the Tally Centre Management Committee only, and may not communicate with the Tally Centre Staff.
- Political entity agents have the right to submit a complaint to the IHEC by completing a Complaint Form 110. The Complaint may be submitted to the Tally Centre or the IHEC National Office in Baghdad, by placing it in the complaint box available in the observation room or by giving it to the representative of the Tally center committee.

- Political entity agents have the right to object to decisions of the Tally Centre Management Committee according to the IHEC Regulation on Political Entities No. 5 2008. The Tally Centre Management committee is not obliged to act upon this objection.
- Agents may follow a vehicle carrying Reconciliation and Results Forms from the GEO Warehouse or Count Centre to the IHEC Tally Centre at the National Office in Baghdad. They may not travel in an IHEC vehicle.



**If an agent conducts her/himself inappropriately, the Tally Centre Management Committee must warn the agent to behave in accordance with the code of conduct for political entity agents. If the misconduct continues, the Tally Centre Management or any of its members may ask the agent to leave the Tally Centre. The Tally Centre Manager or any of the members of the Tally Centre Direction Committee must record such an incident in the Tally Centre journal.**

#### **MEDIA REPRESENTATIVES**

- The media has an important role in covering the processes taking place in the Tally Centre, and thereby promote the transparency of the electoral process.
- They are prohibited from disrupting processes inside the Tally Centre.
- No interviews are allowed inside the Tally Centre unless upon request and with specific IHEC personnel.
- They are prohibited from recording and/or filming in the Tally Centre.
- They are not allowed to carry any electronic equipment (cameras, recording devices) except in certain cases with prior approval received from relevant IHEC officials.

#### **2.3 Security Personnel**

The IHEC Security Department is responsible for the security at and in the Tally Centre. Security personnel should station themselves outside the Tally Centre, unless their presence is needed inside during an emergency or is requested by the Tally Centre Management.

The Tally Centre Management Committee must ensure they have all necessary contact numbers of the security forces and fire-fighting department, in case of emergency.

### **3. BEFORE THE START OF THE OPERATION**

#### **3.1 Preparation of the Tally Centre**

- All Tally Centre Staff are expected to be present for the training sessions and process simulations organised at the Tally Centre and at times communicated by the Tally Centre Manager and his/her Deputy.
- The Tally Centre Manager assisted by his/her Deputy must plan the layout of the Tally Centre based on the number of staff and of material to be processed (*see Tally Centre layout in Annex A*).
- The Tally Centre will process Reconciliation and Results Forms. Due to the huge number of forms to be processed (in the order of 200,000), it is imperative that the material flow procedures are strictly adhered to.
- A sign identifying the site as the IHEC Tally Centre will be put in place outside the facility.
- Observer organisations, political entity agents and media representatives will be notified by the IHEC as to where the Tally Centre is located. In addition, relevant information will be displayed at the Tally Centre.

#### **3.2 Delivery of Reconciliation and Results Forms to the Tally Centre commencing the day following the Election Day**

The Governorate Electoral Offices will organise the transportation of Reconciliation and Results Forms once they have retrieved the sensitive material of their respective polling stations.

Following the completion of the count of Absentee and Special Voting sensitive material in the Governorate Count Centres, a second shipment of Reconciliation and Results Forms to the Tally Centre will take place. This will happen at varying times, depending on the volume of material to be processed in the respective Governorate Count Centres.

All delivery of Reconciliation and Results Forms to the Tally Centre must be communicated and coordinated in advance, for reasons of security and to ensure the Tally Centre is ready for intake.

Coordination and communication will be pre-arranged for security reasons and to ensure readiness of Tally Center.

#### **3.3 Administration of the Tally Centre**

Aside from the preparatory work undertaken by staff from the IHEC, provisions should be made for permanent assistance to the Tally Centre during the entire results data entry operation: this support will mainly encompass database and IT, and Logistics.

#### **4. THE TALLY CENTRE PROCESSES STEP-BY-STEP**

The Tally Centre operation will consist of the following processes:

- **Reception of material boxes containing Reconciliation and Results Forms**
- **Intake & tracking and separation of Reconciliation & Results Forms into three categories**
- **Batching of Forms** : Batches of 100 Forms Covers or Forms are constituted for data entry
- **Data Entry 1 & 2 of Political Entity Results Forms 142 and 152**
- **Final tracking and archiving Forms Covers and Forms**
- **Scanning of Reconciliation and Candidate Results Forms 141 & 143 (151 & 153)**
- **Data Entry 1 & 2 of Reconciliation 141 and Candidate Results Forms 143**
- **Auditing**

**Use of colour codes inside the Tally Centre:**

- |   |
|---|
| <ul style="list-style-type: none"><li>☒ Red coloured folders contain batches of Reconciliation &amp; Results Forms to be data entered;</li><li>☒ Yellow coloured folders contain Reconciliation &amp; Results Forms that completed the first data entry;</li><li>☒ Green coloured folders contain Reconciliation &amp; Results Forms that completed the second data entry;</li><li>☒ Yellow circular stickers pasted on the Reconciliation &amp; Results Forms indicate completion of the first data entry;</li><li>☒ Green circular stickers pasted on the Reconciliation &amp; Results Forms (next to the yellow sticker) indicate completion of the second data entry.</li></ul> |
|---|

# ***SECTION 1***

## **RECEPTION OF RECONCILIATION AND RESULTS FORMS**

At times coordinated with and communicated by the Governorate Electoral Offices, transport vehicles will arrive at the Tally Centre carrying a certain number of material boxes filled with Tamper Evident Bags (TEB) containing the Reconciliation and Results Forms.

Under the supervision of the Reception Area Supervisor, staff will offload the transport vehicle and assist Tally Centre Entrance Security Staff to process all the boxes through the X-Ray machine.

From the Reception Area, the staff will bring the material boxes to the Intake/Tracking Area or temporarily store the boxes in adjacent space.

Under the supervision of the Reception and Intake/Tracking Area Supervisors, staff will see to it that they continuously bring material boxes from the adjacent storage space to the Intake/Tracking Team(s).

## **SECTION 2**

# **INTAKE & TRACKING**

The Intake at the Tally Centre consists of receiving and tracking the A3 TEBs containing the following forms (*see in Annex B : Regular polling Reconciliation and Results Forms*):

- Polling Station Reconciliation Form 141,
- Political Entity Results Form 142, and
- Candidate Results Form(s) 143;

The TEBs will be retrieved from the fourteen governorates, immediately following their intake at the Governorate Electoral Office Warehouses.

There will be one TEB per polling station.

Once the count of votes cast by Special Voters and IDPs is completed in a given Governorate Count Centre, it will transport its lot of TEBs containing Batch Forms to the Tally Centre. The Batch Forms are the following (*see in Annex C : Batch Reconciliation and Results Forms*) :

- Batch Reconciliation & Counting Form 151,
- Batch Political Entity Results Form 152, and
- Batch Candidate Results Form 153;

There will be one TEB per counted batch.

### **Intake in time**

The TEBs containing the Reconciliation & Results Forms 141, 142 and 143 for Regular polling stations will start to reach the Tally Centre the day following the Election Day.

The TEBs containing the Reconciliation & Results Forms 151, 152 and 153 for Absentee and Special Voting ballots will be delivered to the Tally Centre dependent on the time of completion of all process and count activities undertaken at the respective Governorate Count Centers.

### **Intake Staff**

The Intake & Tracking Section of the Tally Centre will consist of (10) Intake Teams which will work under the supervision of the Intake/Tracking Area Supervisor.

Each Intake Team consists of two Intake/Tracking Officers, and has one networked tracking computer.

## **Intake/Tracking step-by-step**

### ***1. Arrival of a material box containing Reconciliation and Results Forms and verification of the Handover Form 163.***

Staff will bring material boxes containing Reconciliation and Results Forms to the Intake Team(s). As soon as an Intake Team has processed the content of a material box, staff will bring the next material box.

Under the supervision of the Reception and Intake/Tracking Area Supervisors, staff will coordinate to bring material boxes in such a manner that boxes from all Governorates are being processed at the same time, provided material was received from all Governorates.

Intake Officers will verify the seal numbers used to seal the material box with their record on the Handover Form 163, as well as see to it that the number of TEBs in the box matches the number indicated on the Handover Form.

### ***2. Identification and tracking of intaken TEBs***

One Intake Officer will handle and open the TEB. Every TEB represents one single polling station. The Governorate, polling centre and polling station codes will be ticked into the tracking software.

The Intake/Tracking Area Supervisor assists respective Intake Teams when needed and will record any problem polling station in the Intake/Tracking Journal.

The Intake/Tracking application will allow for reports on polling stations intaken and/or missing at any time.

The following sequence of actions is recommended:

- (A) identifies the TEB and calls the Governorate, polling centre and polling station codes to (B)  
**Note: in case of a Batch, (A) will identify the TEB and call the Governorate and the Batch Number to (B).**
- (B) selects the Governorate and Polling Centre, and tracks the polling station in the tracking application
- (A) opens the A3-sized TEB labeled (National Office), verifies the presence of Reconciliation and Results Forms 141, 142 and 143 (or 151, 152 and 153 in case of a Batch) and equally verifies that the original of each Form is present in the Form booklet;
- (B) confirms the presence of the forms by ticking a 'YES'



**Note: (A) will furthermore verify that all pages of Form 143 are present. If an original Form or a page of Form 143 (or 153) is missing, all forms booklets are placed back into the TEB which is placed in a reserved box for detected irregularities, while (B) ticks the 'NO' box in the tracking application.**

- (A) separates Political Entity Results Form 142 and places it in a designated box which is passed on to the Section of Initial Storage and batching during regular intervals, once the box is sufficiently filled.
- (A) places Forms 141 and 143 (151 and 153) back inside the TEB and puts it in another designated box.

**3. *Transfer of boxes with Forms 142 (152) to the Initial Storage Area***

During regular intervals the boxes filled with the separated Forms 142 (152) are passed on to the Section of Initial Storage & Batching;

**4. *Transfer of boxes with TEBs containing the Forms covers form 141 and 143 (151 and 153)***

- During regular intervals the boxes with the intaken TEBs are passed on to the Scanning Section;
- If the Scanning Section is occupied, the boxes will be temporarily stored in an adjacent Waiting Area

**5. *TEBs with problematic polling stations due to missing material***

Under supervision of the Intake/Tracking Area Supervisor, the irregular TEBs (with missing Forms or pages of Form 143 (or 153)) will be passed on to the **Operations Committee** which will contact the Governorate Electoral Office involved with the help of the IHEC Department of Field Coordination (by way of the "Polling Station Information & Audit Request Form"), and instruct it to search the missing items;

During the Intake at least two categories will exist :

- Box containing separated Forms Covers (with original Form inside) 142 (152);
- Box containing TEBs with Forms Covers (with original Form inside) 141 & 143 (151 & 153)
- Box containing TEBs for polling stations where a Form Cover or a specific original Form was missing;

**6. *Intake of new Reconciliation and Results Forms following Audits undertaken at the Governorate Electoral Office level***

Audit activities undertaken at the level of the Governorate Electoral Office (following a complaint investigation, due to an incomplete count at the polling station or due to irregularities detected either during the intake at the Governorate Electoral Office level or during the results data entry in the Tally Centre) might result in new Reconciliation & Results Forms. The Governorate Electoral Office will transfer these new Forms to the Tally Centre where they will be intaken.

## ***SECTION 3***

# **BATCHING OF FORMS PRIOR TO DATA ENTRY**

Under the supervision of the Supervisor of the Initial Storage & Batching Area, the Storage & Batching Staff will make batches of approximately 100 Forms or Forms Covers.

The constituted batches will be placed inside **red colored folders** and be transferred in carriages to the Data Entry Section.

The Forms Covers mentioned under points 2 and 4 below will be transferred to the Final Archive Area for tracking and archiving in the filing cabinets.

Not all Forms will be batched at the same time. Chronologically the batching will occur in the following order :

### ***1. Batching of Political Entity Results Forms 142***

The Political Entity Results Forms 142 will come to the Initial Storage & Batching Area in their Forms Covers.

### ***2. Batching of Polling Station Reconciliation & Results Forms 141 and 143***

From Polling Station Reconciliation & Results Forms 141 and 143, what will come to the Initial Storage & Batching Area are

- Forms Covers, 141 and 143 stapled together per polling station
- Forms 141 and 143, stapled together per polling station

**Note : Forms 141 and 143 will be scanned prior to reach the Initial Storage & Batching Area. There might be more than one Forms Covers and Forms for the Polling Station Candidate Results Forms 143.**

### ***3. Batching of Batch Political Entity Results Forms 152***

The Batch Political Entity Results Forms 152 will come to the Initial Storage & Batching Area in their Forms Covers.

### ***4. Batching of Batch Reconciliation & Results Forms 151 and 153***

From Batch Reconciliation & Results Forms 151 and 153, what will come to the Initial Storage & Batching Area are

- Forms Covers, 151 and 153 stapled together per Batch
- Forms 151 and 153, stapled together per Batch

**Note : Forms 151 and 153 will be scanned prior to reach the Initial Storage & Batching Area. There might be more than one Forms Covers and Forms for the Batch Candidate Results Forms 153.**

## **SECTION 4**

# **DATA ENTRY 1 & 2 OF POLITICAL ENTITY RESULTS FORMS 142 (152)**

In the Data Entry Section, red colored folders containing batched Political Entity Results Forms 142 (152) will be distributed to Line Supervisors in charge of the first data entry.

The Line Supervisors will in turn distribute the Political Entity Results Forms Covers 142 (152) to individual Data Entry Clerks for the first data entry of the original Form contained in the Forms Cover.

The Line Supervisors will assist the Data Entry Clerks with problems associated with the readability of the data recorded on the Forms 142 (152), and collect those Forms 142 (152) that display the yellow sticker indicating completion of first data entry.

The Forms Covers 142 (152) for which first data entry was completed, are then passed on to the Line Supervisors in charge of the second data entry.

The Line Supervisors in charge of the second data entry will in turn distribute the Forms Covers 142 (152) to individual Data Entry Clerks for the second data entry of the Form, and assist to resolve possible problems.

Finally, the Forms Covers 142 (152) displaying the green sticker indicating completion of second data entry are collected by the Line Supervisor, placed in a **green colored folder** that is in turn placed in a carriage for retrieval to the Final Archive Area.

### **Data Entry 1:**

The Data Entry Clerk carries out the following sequential actions

- S/he logs into the data entry application with his username and password.
- S/he selects the Governorate, polling centre and polling station codes corresponding to those recorded on the Political Entity Results Form 142 (152) contained inside the Forms Cover.
- The Form 142 (152) for the selected Governorate appears on the screen.
- S/he enters all the data recorded on the Form 142 (152) into the designated highlighted fields.

**Note : if at any stage the Data Entry Clerk is in doubt due to the readability of recorded data, s/he instantly asks assistance from Data Adjudication Supervisors.**

- Upon completion of the data entry, the Data Entry Clerk saves the Form 142 (152) and pastes a **yellow sticker** on the outside of the Forms Cover 142 (152).
- S/he places the entered Forms Cover 142 (152) in a designated vertically placed tray on the table.

The Line Supervisor collects data entered Forms Covers 142 (152) displaying the yellow sticker and places them into a **yellow colored folder**. At regular intervals, after having collected roughly 100 data entered Forms Covers 142 (152), the Line Supervisor in charge of the first data entry, delivers the yellow folder to the Line Supervisor in charge of the second data entry.

## Data Entry 2:

- ☒ S/he logs into the data entry application with his username and password.
- ☒ S/he selects the Governorate, polling centre and polling station codes corresponding to those recorded on the Political Entity Results Form 142 (152) contained inside the Forms Cover.
- ☒ The Form 142 (152) for the selected Governorate appears on the screen.
- ☒ S/he enters all the data recorded on the Form 142 (152) into the designated highlighted fields.

**Note : if at any stage the Data Entry Clerk is in doubt due to the readability of recorded data, s/he instantly asks assistance from Data Adjudication Supervisors.**

- ☒ Upon completion of the data entry, the Data Entry Clerk saves the Form 142 (152) and pastes a **green sticker** on the outside of the Forms Cover 142 (152).
- ☒ S/he places the entered Forms Cover 142 (152) in a designated vertically placed tray on the table.

The Line Supervisor collects data entered Forms Covers 142 (152) displaying the green sticker and places them into a **green colored folder**. At regular intervals, after having collected roughly 100 data entered Forms Covers 142 (152), the Line Supervisor in charge of the second data entry, puts the green folder in a carriage for retrieval to the to the Final Archive Area.

## **SECTION 5**

# **FINAL TRACKING & ARCHIVING OF FORMS AND FORMS COVERS**

The following material will be delivered to the Final Tracking & Archiving Area :

- Forms Covers of the Polling Station Political Results Forms 142 and of the Batch Political Results Forms 152 (by way of carriages) – coming from the Data Entry Section;
- Forms Covers of the Polling Station Reconciliation & Results Forms 141 and 143, stapled together per polling station (by way of carriages) – coming from the Initial Storage & Batching Area;
- Forms Covers of the Batch Reconciliation & Results Forms 151 and 153, stapled together per polling station (by way of carriages) – coming from the Initial Storage & Batching Area;
- Polling Station Reconciliation & Results Forms 141 and 143, stapled together per polling station (by way of green folders in carriages) – coming from the Data Entry Section;
- Batch Reconciliation & Results Forms 151 and 153, stapled together per polling station (by way of carriages) – coming from the Data Entry Section;

The following sequence of actions is recommended for the Final Archive Tracking Officer:

- s/he logs into the Final Archive Tracking application with his/her username and password;
  - s/he will process all Forms and Forms Covers;
  - s/he verifies the presence of both a yellow and green sticker on forms;
- Note**
- 1 : if one or both stickers is missing, s/he notifies the Final Archive Area Supervisor and hands him/her the Forms (141 & 143, 151 & 153) or Forms Cover (142 or 152).**
  - 2 : the Forms Covers of the Polling Station Reconciliation & Results Forms 141 & 143 and of the Batch Reconciliation & Results Forms 151 & 153 will NOT nor should contain any sticker.**
- s/he selects the Governorate, polling centre and polling station;
  - s/he ticks the Form or Forms Cover received and to be tracked, either 142 (152) or 141 & 143 (151 & 153).
  - s/he puts the tracked Forms or Forms Covers into boxes reserved for Forms and Forms Covers to be archived into the filing cabinets.

Archive Officers now take the Forms and Forms Covers from these boxes and file them in the filing cabinets which are pre-arranged

- per Governorate,
- per branch Centre,
- per Polling Centre, and
- per Polling Station.

Every polling station will have one hanging folder in the filing cabinet. After the end of the operation for a given polling station, the hanging folder should contain the following :

- ☒ Forms Cover 142 – displaying a yellow and green sticker;
- ☒ A set of stapled Forms Covers for 141 & 143 (possibly more than one Forms Cover 143);
- ☒ A set of stapled Forms 141 & 143 displaying a yellow and green sticker;

Per Batch, the hanging folder must contain the following:

- ☒ Forms Cover 152 – displaying a yellow and green sticker;
- ☒ A set of stapled Forms Covers for 151 & 153 (possibly more than one Forms Cover 153);
- ☒ A set of stapled Forms 151 & 153 displaying a yellow and green sticker;

The Forms and/or Forms Covers with one or two stickers missing from Data Entry, will be returned to the Data Entry Section Supervisor.

## ***SECTION 6***

# **SCANNING OF RECONCILIATION & RESULTS FORMS 141 & 143 (or 151 & 153)**

The Intake/Tracking Section will pass on the TEBs containing the Reconciliation & Results Forms Covers 141 and 143 for Regular polling stations (or 151 & 153 in the case of Batches).

Assistance Staff will remove the Forms Covers from the TEB, and detach the original Forms 141 and 143 (151 & 153) from the Forms Covers, keeping them together per polling station. The Forms Covers are stapled together per polling station and transferred to the Final Archive Area.

The detached Forms 141 & 143 (Form 143 can consist of more than one page) are scanned polling station per polling station. Through the scan an electronic file will be created containing the Forms 141 & 143 of one polling station.

In case of a Batch, the detached Forms 151 & 153 are processed in the same manner. The files with scanned forms will refer to Batch Numbers.

Upon scanning, the Forms 141 & 143 (151 & 153) are stapled together per polling station (per Batch), Form 141 (151) on top.

The scanned and stapled sets of Forms are consequently passed on to the Initial Storage and Batching Area.

**Note : Section 7 hereunder should be read together with the sections under Section 3 that pertain to the batching of Reconciliation & Results Forms 141 & 143 (151 & 153).**

## **SECTION 7**

# **DATA ENTRY 1 & 2 OF RECONCILIATION & RESULTS FORMS 141 & 143 (151 & 153)**

In the Data Entry Section, red colored folders containing batched Reconciliation & Results Forms stapled per polling station (141 & 143) or per Batch (Forms 151 & 153) will be distributed to Line Supervisors in charge of the first data entry.

The same procedures apply as those described in Section 4, with this difference that every Data Entry Clerk subsequently enters all the stapled Forms of one polling station (Batch) : Form 141 followed by Form 143 (Form 151 followed by Form 153).

**Note that the Candidate Results Form 143 (153) may consist of several Form-pages.**

The Reconciliation & Results Forms 141 & 143 (151 & 153) should be kept stapled together per polling station (Batch) throughout the entire data entry process, and transferred as such to the Final Tracking & Archive Area.

### **Data Entry 1:**

The Data Entry Clerk carries out the following sequential actions

- S/he logs into the data entry application with his username and password.
- S/he selects the Governorate, polling centre and polling station codes corresponding to those recorded on the Reconciliation Form 141 (151)

**Note : in case of a Batch, s/he selects the Governorate, and enters the Batch Number.**

- S/he now enters or selects the serial number of the Form to link the scanned file to a particular polling station code.
- A blank Form 141 (151) or 143 (153) for the selected Governorate .
- S/he enters all the data recorded on the Form into the designated highlighted fields in the data entry application.

**Note : if at any stage the Data Entry Clerk is in doubt due to the readability of recorded data, s/he instantly asks assistance from Data Adjudication Supervisors.**

- Upon completion of the data entry for both Forms 141 & 143, the Data Entry Clerk saves the data entered Forms for the given polling station (Batch) and pastes a **yellow sticker** on the outside of the stapled Forms.
- S/he places the entered stapled Forms in a designated vertically placed tray on the table.

The Line Supervisor collects the data entered sets of Forms displaying the yellow sticker and places them into a **yellow colored folder**. At regular intervals, the Line Supervisor in charge of the first data entry, delivers the yellow folder to the Line Supervisor in charge of the second data entry.

## Data Entry 2:

- ☒ S/he logs into the data entry application with his username and password.
- ☒ S/he selects the Governorate, polling centre and polling station codes corresponding to those recorded on the Reconciliation Form 141 (151)

**Note : in case of a Batch, s/he selects the Governorate, and enters the Batch Number.**

- ☒ S/he now enters or selects the serial number of the Form to link the scanned file to a particular polling station code (Batch number).
- ☒ A blank Form 141 (151) or 143 (153) for the selected Governorate.
- ☒ S/he enters all the data recorded on the Form into the designated highlighted fields in the data entry application.

**Note : if at any stage the Data Entry Clerk is in doubt due to the readability of recorded data, s/he instantly asks assistance from Data Adjudication Supervisors.**

- ☒ Upon completion of the data entry for both Forms 141 & 143, the Data Entry Clerk saves data entered Forms for the given polling station and pastes a **green sticker** on the outside of the stapled Forms.
- ☒ S/he places the entered stapled Forms in a designated vertically placed tray on the table.

The Line Supervisor collects data entered sets of Forms displaying the green sticker and places them into a **green coloured folder**. At regular intervals, the Line Supervisor in charge of the second data entry, puts the green folder in a carriage for retrieval to the Final Archive Area.

## ***SECTION 8***

# **AUDIT OF POLLING STATIONS WITH ERRONEOUS DATA ENTRY OR RECORDED DATA**

Due to instant adjudication of badly written data on the Reconciliation and Results Forms, the two data entries should lead to one proper entry of results data in the results database.

### ***1. Error Reports from the data entry application***

If during the second data entry, the data entry application flags an error, Adjudication Supervisors will help the Data Entry Clerk with the adjudication of the contentious data on the Form involved.

Following the double data entry, the data entry application will

- will verify the correctness of the reconciliation equations with the data entered;
- will cross reference the number of valid ballots recorded on the Reconciliation Forms against the database of registered voters per polling station;
- will cross reference the total number of votes recorded on the Political Entity Results Form (142 or 152) with the corresponding total on the Candidate Results Form (143 or 153);

Working with a level of tolerance set at 4%, the audit software application will quarantine, and list, all polling stations and/or Batches with one of the above listed checks exceeding the 4% tolerance level.

The data entry application blocks data entered for any problematic polling station or Batch from the results compilation.

### ***2. Audit of flagged polling stations and/or batches***

The Auditors, working in teams of two staff, will treat all listed and quarantined polling stations by either looking at the scanned files of the Forms, or by retrieving the Forms for the given polling station (Batch) from the Final Archive.

When auditing a particular polling station or Batch, it is highly recommended that all Forms and Forms Covers are retrieved from the Final Archive.

Auditors will

- ☒ ensure the correctness of the data that show discrepancies above the level of tolerance;
- ☒ repeat all calculations;
- ☒ if no resolution, verify in second instance whether no mistakes were made during the transcription of data from the Form Worksheet to the original Form;
- ☒ repeat the same examination, calculation and verification for every other Form of the polling station or Batch;
- ☒ if these checks lead to the resolution of the discrepancy, Auditors have the authority – under the supervision of the Tally Center Management Committee, to correct data on the Form(s) involved. Corrected Forms need to be doubly entered into the data entry application again.
- ☒ if the checks lead to no resolution, the Operational Committee should be notified.

### ***3. The role of the Operations Committee and of the Governorate Electoral Offices***

The Operations Committee will coordinate instructions to investigate, verify and/or (re-)count sensitive material stored at the level of the Governorate Electoral Office (at the Warehouse or Count Centre).

The Operations Committee (coordination and field support) will contact the Governorate Electoral Office and/or the Governorate Warehouse or Count Centre to report the problematic polling station and Batch.

Based on the nature of the discrepancy, instructions will be given to the Governorate Electoral Office.

Audit teams at the Governorate Electoral Office level will be responsible for these tasks.

If these investigations do not help to resolve the problem, further instructions might be given to recount all or some ballot categories, and the signatures on the voter list.

Governorate Electoral Audit teams will record all new found data on new Reconciliation and Results Forms and have these transferred to the Tally Centre for new intake and data entry, in coordination with the Governorate Electoral Office.

## **5. DISPLAY OF PROVISIONAL RESULTS AND AVAILABILITY OF CLEARED AND DATA ENTERED POLLING STATION RESULTS**

### *Display of Provisional Results*

During the results data entry operation, provisions will be made to display provisional results in the Area reserved for observers, political entity agents and media representatives.

On regular intervals, big screen monitors will display the provisional results based on results data entered.

It will be very important to explain that these provisional results are snapshots of the results data entry process. The display will strive towards geographically equally spread provisional results.

### *Results of individual polling stations*

Once the results data of polling stations have been double data entered and cleared by Audit, and it appears they were not the object of any submitted complaint, it will be possible to search for their results on terminals made available for this purpose in the Area reserved for observers, political entity agents and media representatives.

Officers from the IHEC External Relations Department will assist the search processes.

## **6. COMPLAINTS**

Political entity agents may submit complaints on any of the process stages they observe in the Tally Centre.

In order to submit a formal complaint, they will apply for a Complaint Form (110) from one of the Officers of the External Relations Officers, or from one of the members from the Tally Centre Direction Committee.

Guidance on the complaint submission modalities will be available upon request.

Complaints can be submitted until three days following the occurrence of any perceived procedural breach, irregularity, staff misconduct or incident of any kind.

### **How to Submit a Complaint?**

Through complaint form 110 and special envelop A5 obtainable from complaint committee in observation room of tally center.

This form is in 4 copies and different colors and must contain:

- Name of complainant Address and contact info
- Name and contact info on person complained of (if available)
- Detail description of alleged violation including date and time and place and circumstances of incident
- Names of witnesses who can verify the complaint and their contact info
- Any other documents or evidence to support the complaint
- Complaint must be signed by applicant

Complaint committee will inform persons wishing to submit complaints of these requirements, which will be kept secret.

The complainant will fill the form and sign it and keep the last copy and place the first 3 copies in the special envelop A5 with any related documents and seal it and hand it over to OIC in NO, who will stamp the envelop and sign and date it.

#### **Note:**

If he wishes, the complainant may ask the committee representative to write his comments on form 110.

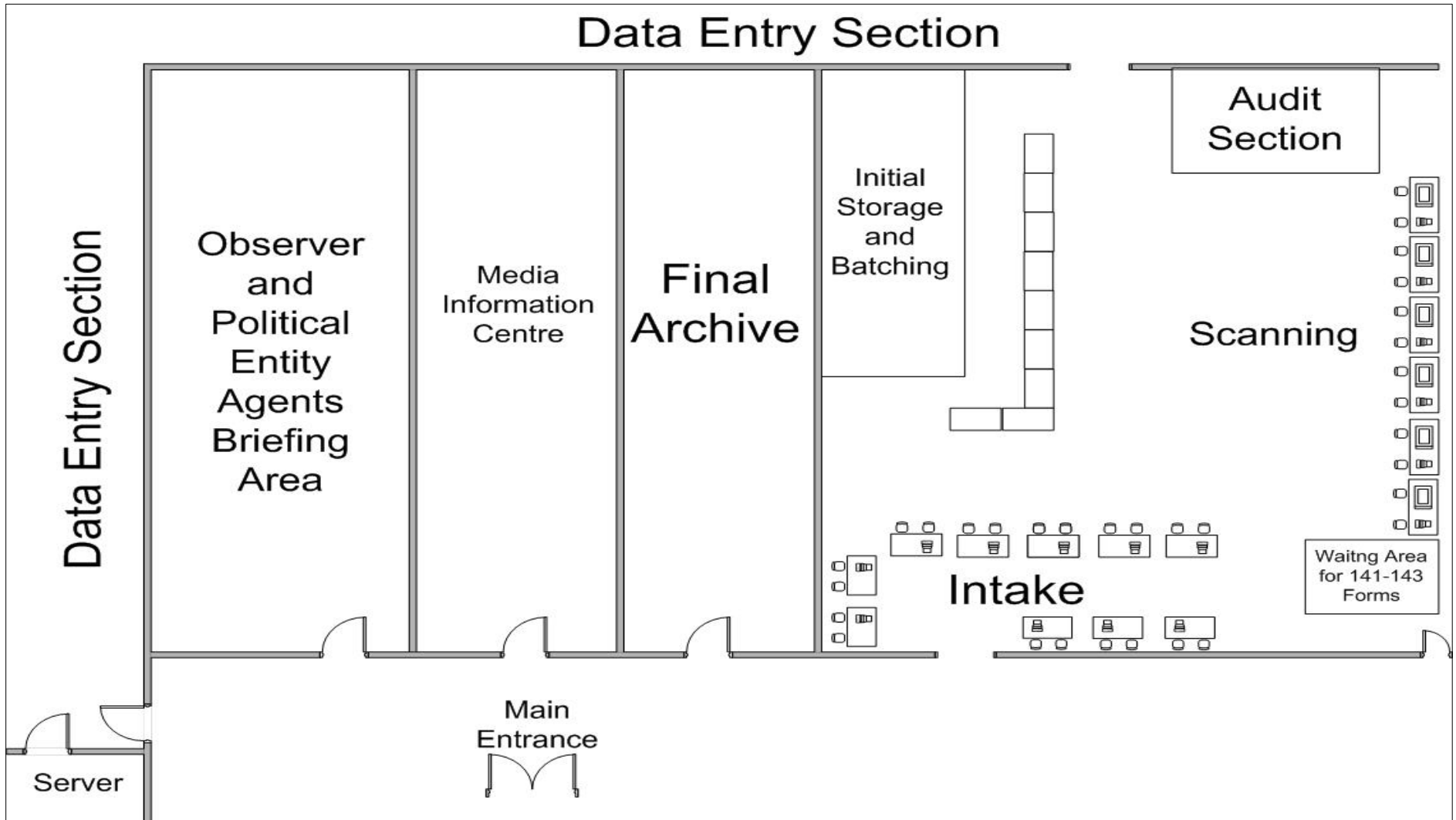
Complaint must be submitted on the date and time of the incident at the Tally Center and all envelops will be entered in the log.

All complaint envelop will be put in a complaint envelop size A5 labeled Tally center and number of complaint envelop within.

The complaint envelop will be delivered at Complaint Department in NO.

# ANNEXES

## A. Tally Centre Layout



**قبل فتح محطة الاقتراع / پیش کردنەوئى ئیستگەى دەنگدان**

١ رقم محطة الاقتراع / ژمارەى ئیستگەى دەنگدان  
رقم مركز الاقتراع / ژمارەى بنکەى دەنگدان  
اسم مركز الاقتراع / ناوى بنکەى دەنگدان  
رقم المركز الفرعي / ژمارەى بنکەى لادەخى  
اسم المركز الفرعي / ناوى بنکەى لادەخى

٢ العدد الاجمالي لأوراق الاقتراع المسلمة / كۆى ئىجمالى كارتى دەنگدانى ھەربىر گروپ  
كۆى ژمارەى كارتى دەنگدانى ھەربىر گروپ

٣ الأرقام التسلسلية للأفعال المستخدمة في غلق صندوق الاقتراع / ژمارەى نۆجىرەى كۆمە بەكارھاتوكان بۆ داخستنى سنووقى دەنگدان

**بعد غلق محطة الاقتراع / پاش داخستنى ئیستگەى دەنگدان**

٥ عدد التواقيع في سجل الناخبين / ژمارەى ئیستگەى نۆتوومارى دەنگدان  
٦ عدد أوراق الاقتراع غير المستخدمة / ژمارەى كارتى دەنگدانى بەكارنەھاتوو  
٧ عدد أوراق الاقتراع التالفة / ژمارەى كارتى دەنگدانى ئیكچوو  
٨ عدد أوراق الاقتراع المستعمدة / ژمارەى كارتى دەنگدانى دوورخراوہ  
٩ العدد الاجمالي لأوراق الاقتراع خارج الصندوق / كۆى ئىجمالى كارتى دەنگدان لە دەروەى سنووقى (٨ + ٧ + ٦ + ٥)

**بعد فتح صندوق الاقتراع / پاش کردنەوئى سنووقى دەنگدان**

١٠ العدد الاجمالي لأوراق الاقتراع داخل الصندوق / كۆى ئىجمالى كارتى دەنگدان لە گۆى سنووقەدا  
١١ إحصاء الحفول (١٠ + ٨) = ٥ / خانەکان بەئىزارە (١٠ + ٨) = ٥

**التسوية و المطابقة / يەكلاکردن دو ھاوتاکردن**

١٢ العدد الاجمالي لأوراق الاقتراع خارج الصندوق (٩) / كۆى ئىجمالى كارتى دەنگدان لە دەروەى سنووقى (٩)  
١٣ العدد الاجمالي لأوراق الاقتراع داخل الصندوق (١٠) / كۆى ئىجمالى كارتى دەنگدان لە ناوہوئى سنووقى (١٠)  
١٤ مجموع الحفول (١١ + ١٣) = ٢٤ / كۆى خانەکانى (١١ + ١٣) = ٢٤  
١٥ العدد الاجمالي لأوراق الاقتراع المسلمة (٢) / كۆى ئىجمالى كارتى دەنگدانى ھەربىر گروپ (٢)  
١٦ مجموع الحفول (١١ + ١٣) = ٢٤ / كۆى خانەکانى (١١ + ١٣) = ٢٤  
١٧ الاختلاف بين الحفول (١٥ = ١٦) / جیاوازی نۆیان ھەرموو خانەى (١٥ = ١٦)

**بعد عدّ وفهرز أوراق الاقتراع / لە پاش ژماردن و جیاکردنەوئى كارتەکانى دەنگدان**

١٨ عدد أوراق الاقتراع غير المحنومة / ژمارەى كارتى دەنگدانى نۆجىرەى  
١٩ عدد أوراق الاقتراع الخالية / ژمارەى كارتى دەنگدانى سببى  
٢٠ عدد أوراق الاقتراع الباطلة / ژمارەى كارتى دەنگدانى پووچەل  
٢١ عدد أوراق الاقتراع الصحيحة / ژمارەى كارتى دەنگدانى دروست  
٢٢ مجموع الحفول (١٨ + ١٩ + ٢٠ + ٢١) / كۆى خانەکانى (١٨ + ١٩ + ٢٠ + ٢١)  
٢٣ الاختلاف بين الحفول (١٠ = ٢٢) / جیاوازی نۆیان ھەرموو خانەى (١٠ = ٢٢)

**بعد تعبئة المواد الحساسة / پاش كۆکردنەوئى پىداووستە ناسكەكان**

٢٤ الأرقام التسلسلية للأفعال المستخدمة في غلق صندوق الاقتراع / ژمارەى نۆجىرەى كۆمە بەكارھاتوكان بۆ داخستنى سنووقى دەنگدان

**الأكياس الخاصة بتعبئة الاستمارات/ تورەگە تايەتییەکانى پاراستنى قۆرمەكان**

٢٥ الرقم التسلسلي للكيس الامن A3 رقم (١) / ژمارەى نۆجىرەى تورەگەى پارێزراوى (A3) (١)  
٢٦ الرقم التسلسلي للكيس الامن A3 رقم (٢) / ژمارەى نۆجىرەى تورەگەى پارێزراوى (A3) (٢)  
٢٧ الرقم التسلسلي للكيس الامن A3 رقم (٣) / ژمارەى نۆجىرەى تورەگەى پارێزراوى (A3) (٣)  
ملاحظات التسوية / تايەتییەکانى يەكلاکردنەوئە


اسم موظف المحطة / ناوى كارمەندى ئیستگە	اسم موظف المحطة / ناوى كارمەندى ئیستگە	اسم موظف المحطة / ناوى كارمەندى ئیستگە	اسم موظف المحطة / ناوى كارمەندى ئیستگە	اسم موظف المحطة / ناوى كارمەندى ئیستگە
التوقيع / ئیزارا	التوقيع / ئیزارا	التوقيع / ئیزارا	التوقيع / ئیزارا	التوقيع / ئیزارا
التاريخ / پۆژى	التاريخ / پۆژى	التاريخ / پۆژى	التاريخ / پۆژى	التاريخ / پۆژى

الرقم التسلسلي / ژمارەى نۆجىرەى





C. Batch Reconciliation & Results Forms 151, 152 and 153

	<b>المفوضية العليا المستقلة للانتخابات كوميونسي بالى سره خوى هه لى زارد نه كان</b>	رقم المحافظة: <input type="text"/> نامى پارێزه: <input type="text"/>	<b>استمارة الرزم والعد لمركز العد والفرز لانتخابات مجالس المحافظات قۆمى پرۆسەى بەستەکردن و ژماردن له بنکەى ژماردن و جیاکردنەوهى مەنپێاردنەکانى ئەنجومەنى پارێزگەکان</b>
رقم الرزمة: <input type="text"/> ژمارەى بەستەکە: <input type="text"/>	رقم المحفظة التي ترزيم اوراقها: <input type="text"/> ژمارەى ئەو پارێزگەى کارەکانى بەستە کران: <input type="text"/>	عدد محطات الاقتراع للرزمة: <input type="text"/> ژمارەى ئێستە بەستەکارەکانى پارێزگە: <input type="text"/>	رقم الرزمة: <input type="text"/> - <input type="text"/> - <input type="text"/> ژمارەى بەستەکە: <input type="text"/> - <input type="text"/> - <input type="text"/>
<b>تجزء من قبل المشرف على عملية الرزم له لايين سره پرۆسەى ژماردنەكۆه پردهكرتەوه</b>		<b>تجزء من قبل المشرف على عملية الرزم له لايين سره پرۆسەى ژماردنەكۆه پردهكرتەوه</b>	
<b>تسوية اوراق الاقتراع بعد العد يكلاكرتەوهى كارەكانى دەنگدان پاش ژماردن</b>		<b>رزم اوراق الاقتراع والظروف السرية تحت الاقتراع بەستە كردنى كارەكانى دەنگدان و زهرقه نهێنیهكانى ئێستەى دەنگدان</b>	
<b>٨</b> عد اوراق الاقتراع للرزمة وكتابة الجموع ژمارەى كارە بەستە كراوەكان و نووسینی كۆكەیان	<b>٤</b> رقم مركز الاقتراع ژمارەى بنکەى دەنگدان	<b>٥</b> رقم المحطة ژمارەى ئێستە	<b>٦</b> عدد اوراق الاقتراع او ظروف اوراق الاقتراع المشروطة ژمارەى كارەى دەنگدان یا زهرقه كارە مەرجدارەكانى دەنگدان
<b>٩</b> اوراق الاقتراع غير المطابقة كارە تا هارجوتەكانى دەنگدان	١. <input type="text"/>	← <input type="text"/>	٢. <input type="text"/>
<b>١٠</b> عدد اوراق الاقتراع غير المحتموة ژمارەى كارە مۆرتەكارەكانى دەنگدان	٣. <input type="text"/>	← <input type="text"/>	٤. <input type="text"/>
<b>١١</b> عدد اوراق الاقتراع الخالية ژمارەى كارە سپییهكانى دەنگدان	٥. <input type="text"/>	← <input type="text"/>	٦. <input type="text"/>
<b>١٢</b> عدد اوراق الاقتراع الباطلة ژمارەى كارە پوچەكراوەكانى دەنگدان	٧. <input type="text"/>	← <input type="text"/>	٨. <input type="text"/>
<b>١٣</b> عدد اوراق الاقتراع الصحيحة ژمارەى كارە دروستەكانى دەنگدان	٩. <input type="text"/>	← <input type="text"/>	١٠. <input type="text"/>
<b>١٤</b> مجموع الحقول (١٣ + ١٢ + ١١ + ١٠ + ٩) كۆى خانهكان (١٣ + ١٢ + ١١ + ١٠ + ٩)	١١. <input type="text"/>	← <input type="text"/>	١٢. <input type="text"/>
<b>١٥</b> الاختلاف بين الحقلين (١٤ - ٨) جیاوانى ئێوان خانهكانى (١٤ - ٨)	١٣. <input type="text"/>	← <input type="text"/>	١٤. <input type="text"/>
<b>١٦</b> <input type="text"/>	١٥. <input type="text"/>	← <input type="text"/>	١٦. <input type="text"/>
<b>١٧</b> <input type="text"/>	١٦. <input type="text"/>	← <input type="text"/>	١٧. <input type="text"/>
<b>١٨</b> <input type="text"/>	١٧. <input type="text"/>	← <input type="text"/>	١٨. <input type="text"/>
<b>١٩</b> <input type="text"/>	١٨. <input type="text"/>	← <input type="text"/>	١٩. <input type="text"/>
<b>٢٠</b> <input type="text"/>	١٩. <input type="text"/>	← <input type="text"/>	٢٠. <input type="text"/>
<b>٧</b> الجموع كۆ	<b>٧</b> الجموع كۆ <input type="text"/>		
<b>الارقام التسلسلية للافعال المستخدمة في غلق صندوق الاقتراع / ژمارەى نچیهى كۆمههكارەكانى داخستنى صندوقى دەنگدان</b>		<b>اسم المشرف على عملية الرزم</b>	
<b>(١)</b> <input type="text"/>	<b>(٢)</b> <input type="text"/>	<b>تاوى سره پرۆسەى ژماردنەكۆه</b>	
<b>(٢)</b> <input type="text"/>	<b>(١)</b> <input type="text"/>	<b>نامى سره پرۆسەى ژماردنەكۆه</b>	
<b>الملاحظات تيبههكان</b>		<b>اسم المشرف على عملية الرزم</b>	
_____		<b>نامى سره پرۆسەى ژماردنەكۆه</b>	
_____		<b>تاوى سره پرۆسەى ژماردنەكۆه</b>	
_____		<b>نامى سره پرۆسەى ژماردنەكۆه</b>	
_____		<b>تاوى سره پرۆسەى ژماردنەكۆه</b>	
_____		<b>نامى سره پرۆسەى ژماردنەكۆه</b>	
_____		<b>تاوى سره پرۆسەى ژماردنەكۆه</b>	
_____		<b>نامى سره پرۆسەى ژماردنەكۆه</b>	
_____		<b>تاوى سره پرۆسەى ژماردنەكۆه</b>	
_____		<b>نامى سره پرۆسەى ژماردنەكۆه</b>	
_____		<b>تاوى سره پرۆسەى ژماردنەكۆه</b>	
_____		<b>نامى سره پرۆسەى ژماردنەكۆه</b>	
_____		<b>تاوى سره پرۆسەى ژماردنەكۆه</b>	
_____		<b>نامى سره پرۆسەى ژماردنەكۆه</b>	
_____		<b>تاوى سره پرۆسەى ژماردنەكۆه</b>	
_____		<b>نامى سره پرۆسەى ژماردنەكۆه</b>	
_____		<b>تاوى سره پرۆسەى ژماردنەكۆه</b>	
_____		<b>نامى سره پرۆسەى ژماردنەكۆه</b>	
_____		<b>تاوى سره پرۆسەى ژماردنەكۆه</b>	
_____		<b>نامى سره پرۆسەى ژماردنەكۆه</b>	
_____		<b>تاوى سره پرۆسەى ژماردنەكۆه</b>	
_____		<b>نامى سره پرۆسەى ژماردنەكۆه</b>	
_____		<b>تاوى سره پرۆسەى ژماردنەكۆه</b>	
_____		<b>نامى سره پرۆسەى ژماردنەكۆه</b>	
_____		<b>تاوى سره پرۆسەى ژماردنەكۆه</b>	
_____		<b>نامى سره پرۆسەى ژماردنەكۆه</b>	
_____		<b>تاوى سره پرۆسەى ژماردنەكۆه</b>	
_____		<b>نامى سره پرۆسەى ژماردنەكۆه</b>	
_____		<b>تاوى سره پرۆسەى ژماردنەكۆه</b>	
_____		<b>نامى سره پرۆسەى ژماردنەكۆه</b>	
_____		<b>تاوى سره پرۆسەى ژماردنەكۆه</b>	
_____		<b>نامى سره پرۆسەى ژماردنەكۆه</b>	
_____		<b>تاوى سره پرۆسەى ژماردنەكۆه</b>	
_____		<b>نامى سره پرۆسەى ژماردنەكۆه</b>	
_____		<b>تاوى سره پرۆسەى ژماردنەكۆه</b>	
_____		<b>نامى سره پرۆسەى ژماردنەكۆه</b>	
_____		<b>تاوى سره پرۆسەى ژماردنەكۆه</b>	
_____		<b>نامى سره پرۆسەى ژماردنەكۆه</b>	
_____		<b>تاوى سره پرۆسەى ژماردنەكۆه</b>	
_____		<b>نامى سره پرۆسەى ژماردنەكۆه</b>	
_____		<b>تاوى سره پرۆسەى ژماردنەكۆه</b>	
_____		<b>نامى سره پرۆسەى ژماردنەكۆه</b>	
_____		<b>تاوى سره پرۆسەى ژماردنەكۆه</b>	
_____		<b>نامى سره پرۆسەى ژماردنەكۆه</b>	
_____		<b>تاوى سره پرۆسەى ژماردنەكۆه</b>	
_____		<b>نامى سره پرۆسەى ژماردنەكۆه</b>	
_____		<b>تاوى سره پرۆسەى ژماردنەكۆه</b>	
_____		<b>نامى سره پرۆسەى ژماردنەكۆه</b>	
_____		<b>تاوى سره پرۆسەى ژماردنەكۆه</b>	
_____		<b>نامى سره پرۆسەى ژماردنەكۆه</b>	
_____		<b>تاوى سره پرۆسەى ژماردنەكۆه</b>	
_____		<b>نامى سره پرۆسەى ژماردنەكۆه</b>	
_____		<b>تاوى سره پرۆسەى ژماردنەكۆه</b>	
_____		<b>نامى سره پرۆسەى ژماردنەكۆه</b>	
_____		<b>تاوى سره پرۆسەى ژماردنەكۆه</b>	
_____		<b>نامى سره پرۆسەى ژماردنەكۆه</b>	
_____		<b>تاوى سره پرۆسەى ژماردنەكۆه</b>	
_____		<b>نامى سره پرۆسەى ژماردنەكۆه</b>	
_____		<b>تاوى سره پرۆسەى ژماردنەكۆه</b>	
_____		<b>نامى سره پرۆسەى ژماردنەكۆه</b>	
_____		<b>تاوى سره پرۆسەى ژماردنەكۆه</b>	
_____		<b>نامى سره پرۆسەى ژماردنەكۆه</b>	
_____		<b>تاوى سره پرۆسەى ژماردنەكۆه</b>	
_____		<b>نامى سره پرۆسەى ژماردنەكۆه</b>	
_____		<b>تاوى سره پرۆسەى ژماردنەكۆه</b>	
_____		<b>نامى سره پرۆسەى ژماردنەكۆه</b>	
_____		<b>تاوى سره پرۆسەى ژماردنەكۆه</b>	
_____		<b>نامى سره پرۆسەى ژماردنەكۆه</b>	
_____		<b>تاوى سره پرۆسەى ژماردنەكۆه</b>	
_____		<b>نامى سره پرۆسەى ژماردنەكۆه</b>	
_____		<b>تاوى سره پرۆسەى ژماردنەكۆه</b>	
_____		<b>نامى سره پرۆسەى ژماردنەكۆه</b>	
_____		<b>تاوى سره پرۆسەى ژماردنەكۆه</b>	
_____		<b>نامى سره پرۆسەى ژماردنەكۆه</b>	
_____		<b>تاوى سره پرۆسەى ژماردنەكۆه</b>	
_____		<b>نامى سره پرۆسەى ژماردنەكۆه</b>	
_____		<b>تاوى سره پرۆسەى ژماردنەكۆه</b>	
_____		<b>نامى سره پرۆسەى ژماردنەكۆه</b>	
_____		<b>تاوى سره پرۆسەى ژماردنەكۆه</b>	
_____		<b>نامى سره پرۆسەى ژماردنەكۆه</b>	
_____		<b>تاوى سره پرۆسەى ژماردنەكۆه</b>	
_____		<b>نامى سره پرۆسەى ژماردنەكۆه</b>	
_____		<b>تاوى سره پرۆسەى ژماردنەكۆه</b>	
_____		<b>نامى سره پرۆسەى ژماردنەكۆه</b>	
_____		<b>تاوى سره پرۆسەى ژماردنەكۆه</b>	
_____		<b>نامى سره پرۆسەى ژماردنەكۆه</b>	
_____		<b>تاوى سره پرۆسەى ژماردنەكۆه</b>	
_____		<b>نامى سره پرۆسەى ژماردنەكۆه</b>	
_____		<b>تاوى سره پرۆسەى ژماردنەكۆه</b>	
_____		<b>نامى سره پرۆسەى ژماردنەكۆه</b>	
_____		<b>تاوى سره پرۆسەى ژماردنەكۆه</b>	
_____		<b>نامى سره پرۆسەى ژماردنەكۆه</b>	
_____		<b>تاوى سره پرۆسەى ژماردنەكۆه</b>	
_____		<b>نامى سره پرۆسەى ژماردنەكۆه</b>	
_____		<b>تاوى سره پرۆسەى ژماردنەكۆه</b>	
_____		<b>نامى سره پرۆسەى ژماردنەكۆه</b>	
_____		<b>تاوى سره پرۆسەى ژماردنەكۆه</b>	
_____		<b>نامى سره پرۆسەى ژماردنەكۆه</b>	
_____		<b>تاوى سره پرۆسەى ژماردنەكۆه</b>	
_____		<b>نامى سره پرۆسەى ژماردنەكۆه</b>	
_____		<b>تاوى سره پرۆسەى ژماردنەكۆه</b>	
_____		<b>نامى سره پرۆسەى ژماردنەكۆه</b>	
_____		<b>تاوى سره پرۆسەى ژماردنەكۆه</b>	
_____		<b>نامى سره پرۆسەى ژماردنەكۆه</b>	
_____		<b>تاوى سره پرۆسەى ژماردنەكۆه</b>	
_____		<b>نامى سره پرۆسەى ژماردنەكۆه</b>	
_____		<b>تاوى سره پرۆسەى ژماردنەكۆه</b>	
_____		<b>نامى سره پرۆسەى ژماردنەكۆه</b>	
_____		<b>تاوى سره پرۆسەى ژماردنەكۆه</b>	
_____		<b>نامى سره پرۆسەى ژماردنەكۆه</b>	
_____		<b>تاوى سره پرۆسەى ژماردنەكۆه</b>	
_____		<b>نامى سره پرۆسەى ژماردنەكۆه</b>	
_____		<b>تاوى سره پرۆسەى ژماردنەكۆه</b>	
_____		<b>نامى سره پرۆسەى ژماردنەكۆه</b>	
_____		<b>تاوى سره پرۆسەى ژماردنەكۆه</b>	
_____		<b>نامى سره پرۆسەى ژماردنەكۆه</b>	
_____		<b>تاوى سره پرۆسەى ژماردنەكۆه</b>	
_____		<b>نامى سره پرۆسەى ژماردنەكۆه</b>	
_____		<b>تاوى سره پرۆسەى ژماردنەكۆه</b>	
_____		<b>نامى سره پرۆسەى ژماردنەكۆه</b>	
_____		<b>تاوى سره پرۆسەى ژماردنەكۆه</b>	
_____		<b>نامى سره پرۆسەى ژماردنەكۆه</b>	
_____		<b>تاوى سره پرۆسەى ژماردنەكۆه</b>	
_____		<b>نامى سره پرۆسەى ژماردنەكۆه</b>	
_____		<b>تاوى سره پرۆسەى ژماردنەكۆه</b>	
_____		<b>نامى سره پرۆسەى ژماردنەكۆه</b>	
_____		<b>تاوى سره پرۆسەى ژماردنەكۆه</b>	
_____		<b>نامى سره پرۆسەى ژماردنەكۆه</b>	
_____		<b>تاوى سره پرۆسەى ژماردنەكۆه</b>	
_____		<b>نامى سره پرۆسەى ژماردنەكۆه</b>	
_____		<b>تاوى سره پرۆسەى ژماردنەكۆه</b>	
_____		<b>نامى سره پرۆسەى ژماردنەكۆه</b>	
_____		<b>تاوى سره پرۆسەى ژماردنەكۆه</b>	
_____		<b>نامى سره پرۆسەى ژماردنەكۆه</b>	
_____		<b>تاوى سره پرۆسەى ژماردنەكۆه</b>	
_____		<b>نامى سره پرۆسەى ژماردنەكۆه</b>	
_____		<b>تاوى سره پرۆسەى ژماردنەكۆه</b>	
_____		<b>نامى سره پرۆسەى ژماردنەكۆه</b>	
_____		<b>تاوى سره پرۆسەى ژماردنەكۆه</b>	
_____		<b>نامى سره پرۆسەى ژماردنەكۆه</b>	
_____		<b>تاوى سره پرۆسەى ژماردنەكۆه&lt;/</b>	

استمارة مجموع اصوات الكيانات السياسية لانتخابات مجالس المحافظات  
 فوزى كزى دهنگى قواره سياسيهكان له ههلبازردنى نهجوومنى پاريزگانكاندا

اسم المحافظة  
 تارى پاريزگه

بغداد

رقم المحافظة  
 ژمارى پاريزگه

المفوضية العليا المستقلة للانتخابات  
 كۆميسسيۆنى باقى سهر به هۆي هه تېزاردنهكان

رقم مركز العد والفرز ژمارى بنهنگى ژماردن و جياكردنه		اسم مركز العد والفرز تارى بنهنگى ژماردن و جياكردنه		رقم الزمة ژمارى بهستنهنگه		رقم التستلسالى ژمارى زنجيرهين		مجموع اصوات الكليات السياسية كۆي مستهنگان ههواره سياسيهكان		مجموع اصوات الكليات السياسية كۆي مستهنگان ههواره سياسيهكان		مجموع اصوات الكليات السياسية كۆي مستهنگان ههواره سياسيهكان		مجموع اصوات الكليات السياسية كۆي مستهنگان ههواره سياسيهكان	
رقم الكيان ژمارى قوروه	اسم الكيان تارى ههواره	رقم الكيان ژمارى قوروه	اسم الكيان تارى ههواره	رقم الكيان ژمارى قوروه	اسم الكيان تارى ههواره	رقم الكيان ژمارى قوروه	اسم الكيان تارى ههواره	رقم الكيان ژمارى قوروه	اسم الكيان تارى ههواره	رقم الكيان ژمارى قوروه	اسم الكيان تارى ههواره	رقم الكيان ژمارى قوروه	اسم الكيان تارى ههواره	رقم الكيان ژمارى قوروه	اسم الكيان تارى ههواره
104	الهندس نجم الحسناوي	199	حزب نهضة العراق الاسلامي	284	تيار الاحرار للمستقل			410	مديون			418	الحركة الاسلامية في العراق		
105	قائمة الوحدة الوطنية العراقية	201	الجبهة التركمانية العراقية	281	كيان جافعيون			419	جمع الشيخ عماد كاظم سري الربيعي			419	جمع الشيخ عماد كاظم سري الربيعي		
122	ماتع عبود حنون	208	حزب الوفاق الاسلامي	290	قائمة شهيد الحراب والقوى المستقلة			477	الاستاذ الشرف التريوي محسن غازي			477	الاستاذ الشرف التريوي محسن غازي		
123	جمع الانتفاضة العراقية	214	الجدل الوطني	292	قائمة مثل الاوسى لثمة العراقية			479	الحامي عبد الله جلوب بدر الجوزاني			479	الحامي عبد الله جلوب بدر الجوزاني		
126	حركة الوفاق الاسلامي	211	جمع احمدي للمستقلين	302	ائتلاف دولة القانون			481	الحركة الشعبية العراقية			481	الحركة الشعبية العراقية		
129	اتحاد المستقلين العراقيين	219	التجمع الوطني لقبائل وعشائر العراق كربلاء المقدسة للفر العام	301	تيار الاستقلال الوطني اخر			482	الحزب الدستوري العراقي			482	الحزب الدستوري العراقي		
134	تيار الشهيد الاول	220	للعلم العراقي	317	للهندس حسين الركابي (ابن اللعان)			485	صدر العراق			485	صدر العراق		
139	الشيخ ابو عديوي الفواوي	225	منظمة العمل الاسلامي	319	حزب الله العراق			488	منظمة انصار الرسالة في العراق			488	منظمة انصار الرسالة في العراق		
142	عبدالله حزب البيهاني (بوليت البيهاني)	228	جبهة العراق لنا	322	جبهة التحرير والبناء			489	فائق العقباني (علي نصولف)			489	فائق العقباني (علي نصولف)		
149	جمع للشروع العراقي الوطني	233	كوادر حزب الدعوة الاسلامية (الائمة العامة)	330	حزب العاصي			493	جمع الثبات الوطني			493	جمع الثبات الوطني		
153	تيار الاصلاح الوطني / الدكتور الجعفري	235	جمع للهندسين العراقيين	331	جمع الاطباء العراقي			497	للمستقل الحامي فؤاد احمد			497	للمستقل الحامي فؤاد احمد		
159	القوى الديمقراطية للوحدة	239	خلاف صحة العراق والمستقلين الوطني	336	تنظيمات عاعة العراق الاسلامية			498	القائمة العراقية الوطنية			498	القائمة العراقية الوطنية		
162	منظمة العمل الاسلامي العراقية	240	النهج الاصيل	337	للهندس فاضل كاظم هاشم الحمدوي			502	حزب الاخاء الديمقراطي الكلداني			502	حزب الاخاء الديمقراطي الكلداني		
171	للهندس منعم سالم جاسم السوداني	241	التجمع القبلي العراقي	341	جمع الشعب العراقي			504	قائمة الراقدين			504	قائمة الراقدين		
174	حزب الفضيلة الاسلامي	251	حزب الدولة	346	الجبهة الوطنية لآحرار العراق			506	علي حسين زهير الصابري			506	علي حسين زهير الصابري		
175	ابو بحر " محسن ناصر شنيع	215	التوافق	348	جمع أمل العراق للمستقل			507	للهندس نامق ناظم جرجيس			507	للهندس نامق ناظم جرجيس		
176	قائمة للمستقلين للمستقلين	211	الحركة الوطنية للاصلاح والتنمية (الجل)	355	مشاقق طالب علي الحماسي			512	قائمة عشائر الوطنية			512	قائمة عشائر الوطنية		
177	جمع بغدادنا المستقل	217	شمس للمستقلين	357	حركة الاخوة الوطني										
182	كتلة للعلم والمثقف العراقي	270	تيار الانتفاضة (1991 للجماعير الشعبية)	359	الشيخ عدل ابو محمد الشعري										
185	الجلس الوطني لتجمع عشائر العراق	273	جبهة الاعتدال الوطني	369	الجلس الوطني لشيوخ واعيان العراق										
190	القائمة الوطنية	274	القطر الوطني العراقي	370	حركة أبناء الراقدين (معاً للتنمية)										
197	جمع التسامح والتكامل	271	جمع كفاءات العراق للمستقل	371	قائمة للمستقلين أبناء العراق										

مجموع الاصوات الصحيحة التي حصلت عليها الكيانات السياسية في الحقل اعلاه / كزى نهوتمهنگه دروستانهى كه قواره سياسيهكان له خاتنهكانى سههروه وههستيان هيتاوه			
اسم موظف العد / تارى كارمهنى ژماردن	اسم موظف العد / تارى كارمهنى ژماردن	اسم موظف العد / تارى كارمهنى ژماردن	اسم للشرف على عملية العد / تارى سهههشتكارى كارى ژماردنهكان
التوقيع/ تيمز	التوقيع/ تيمز	التوقيع/ تيمز	التوقيع/ تيمز
التاريخ/ يژئى	التاريخ/ يژئى	التاريخ/ يژئى	التاريخ/ يژئى
200 / /	200 / /	200 / /	200 / /

