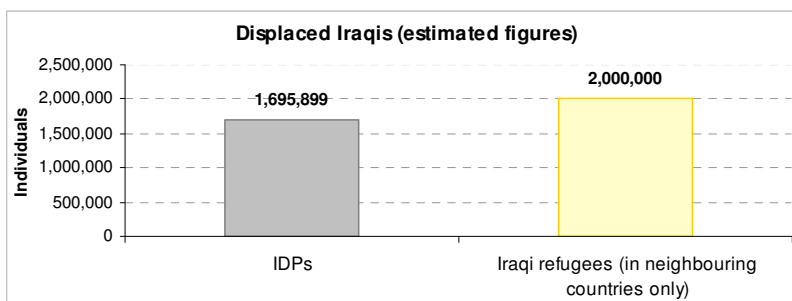


**1. Displacement and return summary 2003 - 2009**

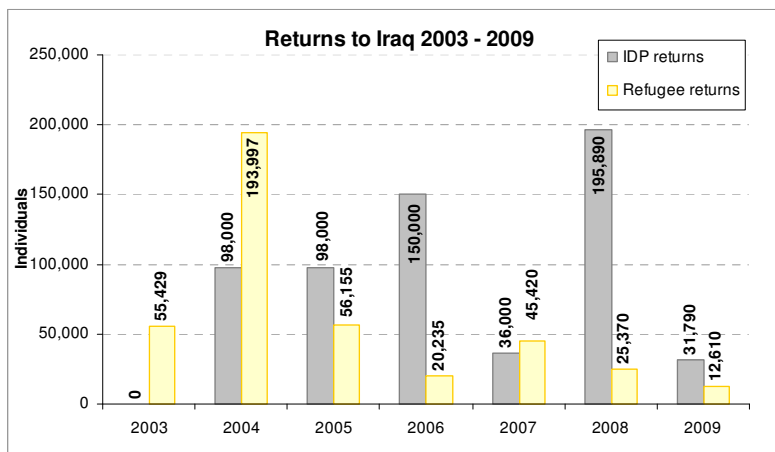
Displaced Iraqis (estimated figures)					
IDPs <sup>1</sup>		Refugees <sup>2</sup>		Total	
FAM	IND	FAM	IND	FAM	IND
280,830	1,695,899	500,000	2,000,000	780,830	3,695,899
	46%		54%		

1) Post-2006 IDPs only. Source: UNHCR Iraq (adapted from MoDM –Jan 09, and KRG authorities – Feb 09); 2) It is estimated that about two million Iraqis are displaced in neighbouring countries, however, the actual number is unknown.



Period	Returning Iraqis (estimates)							
	IDPs		Refugees		Total		IND %	
	FAM	IND	FAM	IND	FAM	IND		
2003 <sup>3</sup>	0	0	9,237	55,429	9,237	55,429	5%	
2004 <sup>3</sup>	16,330	98,000	32,325	193,997	48,655	291,997	29%	
2005 <sup>3</sup>	16,330	98,000	9,359	56,155	25,689	154,155	15%	
2006 <sup>3</sup>	25,000	150,000	3,355	20,235	28,355	170,235	17%	
2007 <sup>3</sup>	6,000	36,000	7,541	45,420	13,541	81,420	8%	
2008 <sup>4</sup>	32,920	195,890	6,360	25,370	39,280	221,260	22%	
January 2009	670	3,590	230	1,010	900	4,600		
February 2009	1,320	7,540	650	2,630	1,970	10,170		
March 2009	1,970	11,810	1,240	5,150	3,210	16,960		
April 2009	1,470	8,850	970	3,820	2,440	12,670		
Total 2009	5,430	31,790	3,090	12,610	8,520	44,400	4%	
<b>Total</b>	<b>102,010</b>	<b>609,680</b>	<b>71,267</b>	<b>409,216</b>	<b>173,277</b>	<b>1,018,896</b>	<b>100%</b>	
		60%		40%		100%		

3) Source: UNHCR Statistical Yearbook for the respective years; 4) Source: Jan – June 2008 estimate by UNHCR based on various sources, July 2008 – ongoing: MoDM, DDM, City Councils and UNHCR Protection and Assistance Centres.

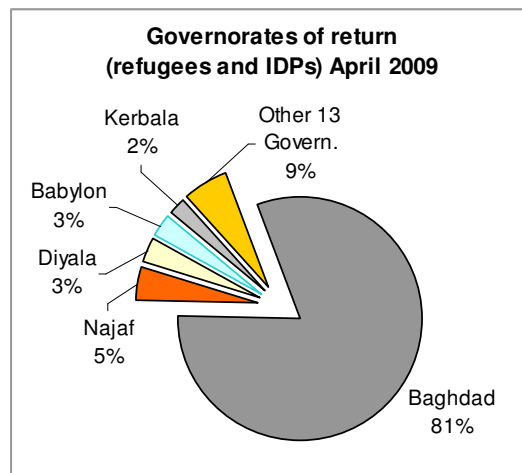
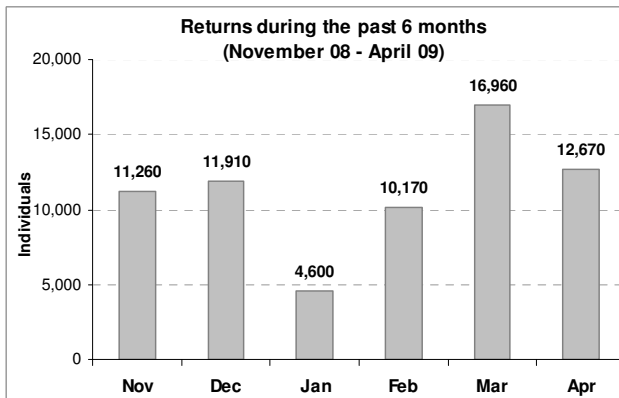
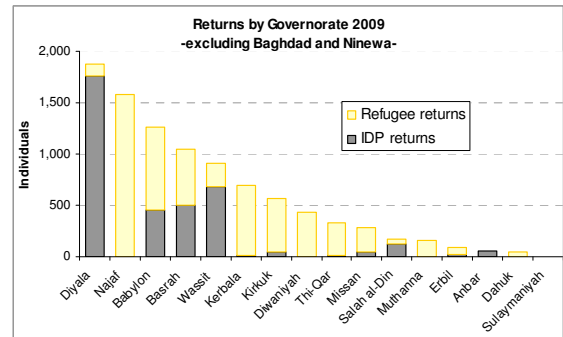
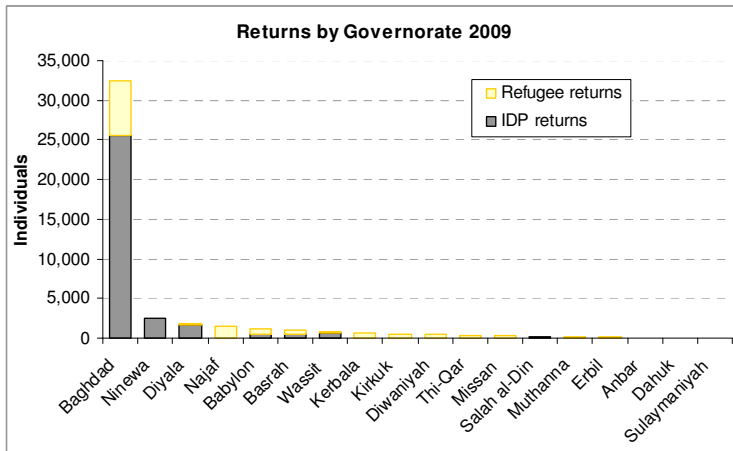


**2. Returns (refugees and IDPs) 2009**

In order to complement the repatriation data provided by its offices in neighbouring countries and to systematically collect data on IDP returns, UNHCR started to collect refugee and IDP return data inside Iraq in July 2008. Data is collected on a monthly basis by UNHCR field offices Iraq who work in close coordination with MoDM, DDM, City Councils, and UNHCR Protection and Assistance centres in all Governorates.

Governorate of Return	Total Returns 2009										
	Jan-09		Feb-09		Mar-09		Apr-09		Total 2009		
	FAM	IND	FAM	IND	FAM	IND	FAM	IND	FAM	IND	IND %
Anbar	0	0	0	0	10	40	0	20	10	60	0%
Babylon	50	210	50	190	90	460	90	400	280	1,260	3%
Baghdad	360	2,000	1,380	7,550	2,390	12,670	1,880	10,230	6,010	32,450	73%
Basrah	60	340	30	130	50	450	30	120	170	1,040	2%
Dahuk	0	0	0	0	10	40	0	10	10	50	0%
Diwaniyah	0	20	10	40	50	280	20	90	80	430	1%
Diyala	90	500	90	430	100	540	70	410	350	1,880	4%
Erbil	10	20	10	20	10	50	0	0	30	90	0%
Kerbala	30	90	20	80	60	240	70	280	180	690	2%
Kirkuk	0	0	40	180	70	230	70	160	180	570	1%
Missan	10	70	0	40	20	70	20	100	50	280	1%
Muthanna	0	20	0	0	20	110	10	30	30	160	0%
Najaf	90	370	120	510	30	120	140	580	380	1,580	4%
Ninewa	130	590	160	680	220	1,150	10	30	520	2,450	6%
Salah al-Din	0	10	10	40	0	40	10	80	20	170	0%
Sulaymaniyah	0	0	0	0	0	0	0	0	0	0	0%
Thi-Qar	0	20	10	30	30	180	20	100	60	330	1%
Wassit	70	340	40	250	50	290	0	30	160	910	2%
<b>TOTAL</b>	<b>900</b>	<b>4,600</b>	<b>1,970</b>	<b>10,170</b>	<b>3,210</b>	<b>16,960</b>	<b>2,440</b>	<b>12,670</b>	<b>8,520</b>	<b>44,400</b>	<b>100%</b>
<b>IND %</b>		<b>10%</b>		<b>23%</b>		<b>38%</b>		<b>29%</b>		<b>100%</b>	

Data source: MoDM, DDM, City Councils Baghdad, Diyala. All data has been collected inside Iraq. All figures have been rounded to the nearest 10.

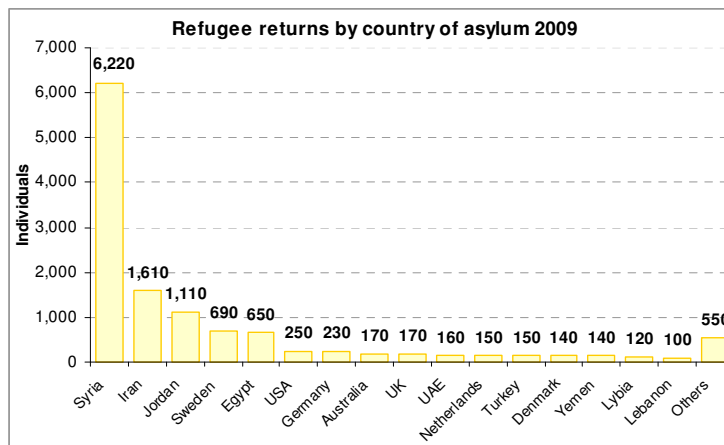
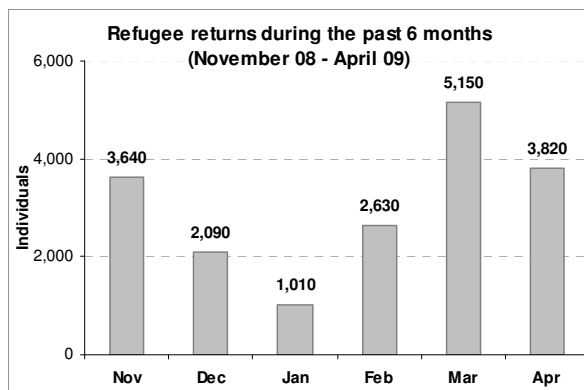
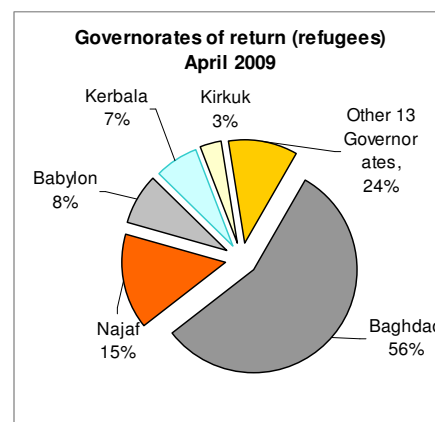
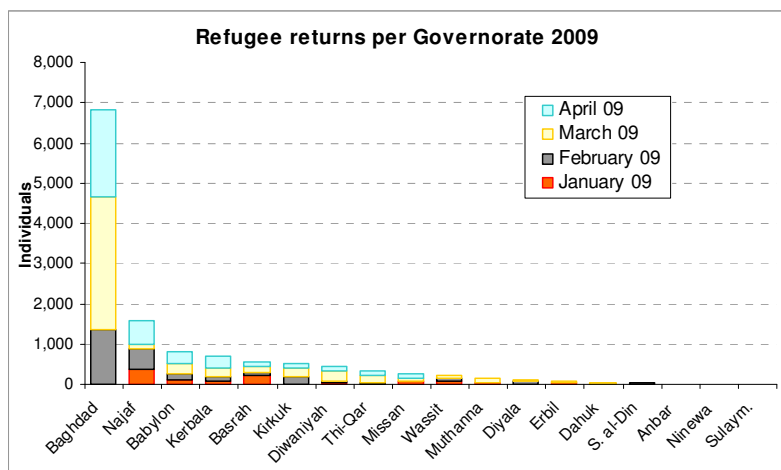


UNHCR Iraq Operation  
Monthly Statistical Update on Return – April 2009

**3. Refugee returns 2009**

Governorate of Return	Refugee Returns 2009										
	Jan-09		Feb-09		Mar-09		Apr-09		Total 2009		
	FAM	IND	FAM	IND	FAM	IND	FAM	IND	FAM	IND	IND %
Anbar			0	0	0	0	0	0	0	0	0%
Babylon	30	110	40	160	60	250	80	290	210	810	6%
Baghdad			340	1,340	830	3,330	530	2,140	1,700	6,810	54%
Basrah	40	220	20	90	20	140	20	90	100	540	4%
Dahuk	0	0	0	0	10	40	0	10	10	50	0%
Diwaniyah	0	20	10	40	50	280	20	90	80	430	3%
Diyala			20	60	20	60	0	0	40	120	1%
Erbil	10	20		20	10	30	0	0	30	70	1%
Kerbala	30	90	20	80	60	240	70	270	180	680	5%
Kirkuk	0	0	40	180	70	220	60	130	170	530	4%
Missan	10	60	0	30	20	60	20	90	50	240	2%
Muthanna	0	20		0	20	110	10	30	30	160	1%
Najaf	90	370	120	510	30	120	140	580	380	1,580	13%
Ninewa	0	0		0	0	0	0	0	0	0	0%
Salah al-Din			10	20	0	20	0	0	10	40	0%
Sulaymaniyah	0	0	0	0	0	0	0	0	0	0	0%
Thi-Qar	0	10	10	30	30	180	20	100	60	320	3%
Wassit	20	90	10	70	10	70	0	0	40	230	2%
<b>TOTAL</b>	<b>230</b>	<b>1,010</b>	<b>650</b>	<b>2,630</b>	<b>1,240</b>	<b>5,150</b>	<b>970</b>	<b>3,820</b>	<b>3,090</b>	<b>12,610</b>	<b>100%</b>
<b>IND %</b>		<b>8%</b>		<b>21%</b>		<b>41%</b>		<b>30%</b>		<b>100%</b>	

Data source: MoDM, DDM, City Councils Baghdad, Diyala. All data has been collected inside Iraq. All figures have been rounded to the nearest 10.

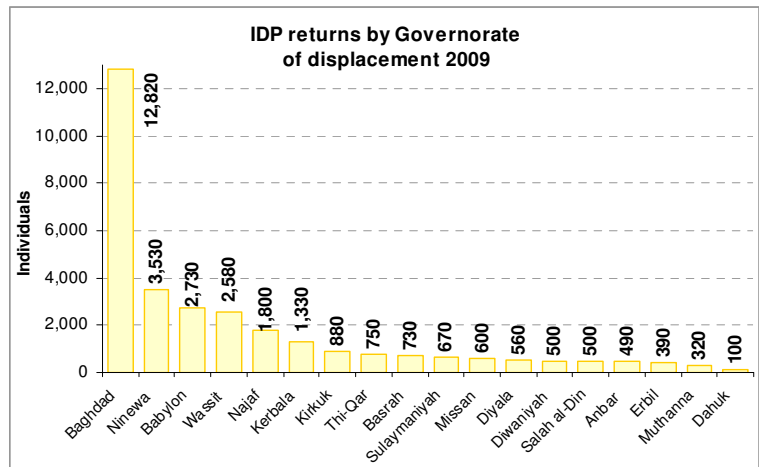
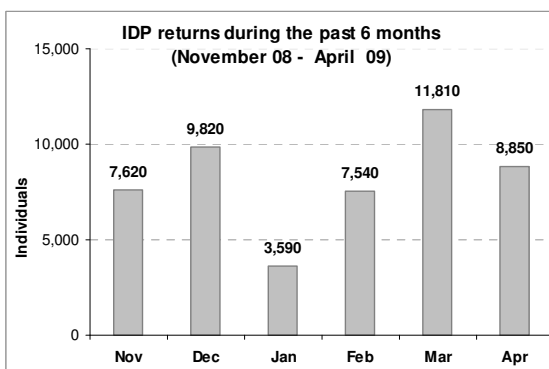
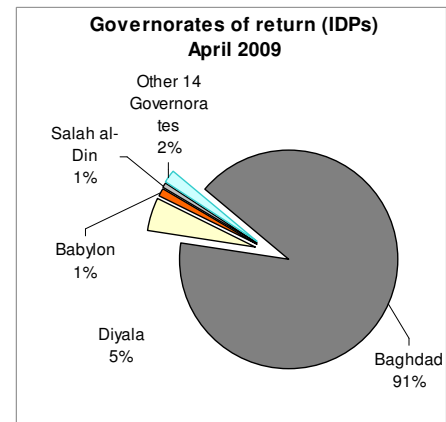
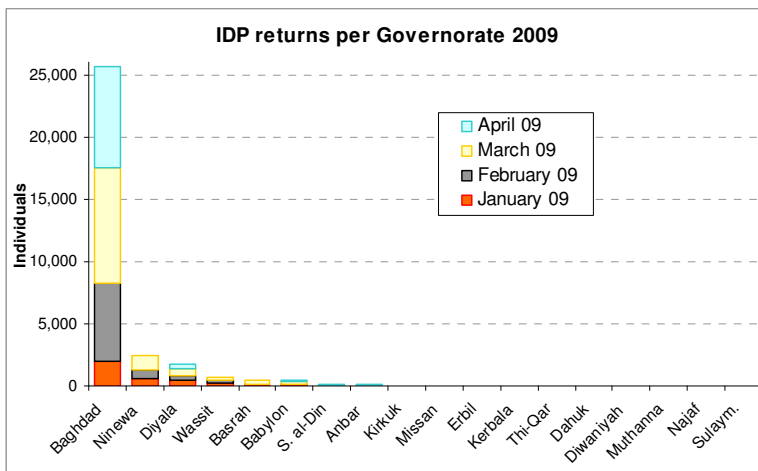


Note: Date was collected by UNHCR field offices within Iraq; sources are MoDM, DDM, and City Councils. Only those returnees who identified and registered themselves with the respective offices are included here. All numbers have been rounded to the nearest 10.

**4. IDP returns 2009**

Governorate of Return	IDP Returns 2009										
	Jan-09		Feb-09		Mar-09		Apr-09		Total 2009		IND %
	FAM	IND	FAM	IND	FAM	IND	FAM	IND	FAM	IND	
Anbar	0	0	0	0	10	40	0	20	10	60	0%
Babylon	20	100	10	30	30	210	10	110	70	450	1%
Baghdad	360	2,000	1,040	6,210	1,560	9,340	1,350	8,090	4,310	25,640	81%
Basrah	20	120	10	40	30	310	10	30	70	500	2%
Dahuk	0	0	0	0	0	0	0	0	0	0	0%
Diwaniyah	0	0	0	0	0	0	0	0	0	0	0%
Diyala	90	500	70	370	80	480	70	410	310	1,760	6%
Erbil	0	0	0	0	0	20	0	0	0	20	0%
Kerbala	0	0	0	0	0	0	0	10	0	10	0%
Kirkuk	0	0	0	0	0	10	10	30	10	40	0%
Missan	0	10	0	10	0	10	0	10	0	40	0%
Muthanna	0	0	0	0	0	0	0	0	0	0	0%
Najaf	0	0	0	0	0	0	0	0	0	0	0%
Ninewa	130	590	160	680	220	1,150	10	30	520	2,450	8%
Salah al-Din	0	10	0	20	0	20	10	80	10	130	0%
Sulaymaniyah	0	0	0	0	0	0	0	0	0	0	0%
Thi-Qar	0	10	0	0	0	0	0	0	0	10	0%
Wassit	50	250	30	180	40	220	0	30	120	680	2%
<b>TOTAL</b>	<b>670</b>	<b>3,590</b>	<b>1,320</b>	<b>7,540</b>	<b>1,970</b>	<b>11,810</b>	<b>1,470</b>	<b>8,850</b>	<b>5,430</b>	<b>31,790</b>	<b>100%</b>
<b>IND %</b>		<b>11%</b>		<b>24%</b>		<b>37%</b>		<b>28%</b>		<b>100%</b>	

Data source: MoDM, DDM, City Councils Baghdad, Diyala. All data has been collected inside Iraq. All figures have been rounded to the nearest 10.



**5. Returns (refugees and IDPs) to Baghdad Governorate 2009**

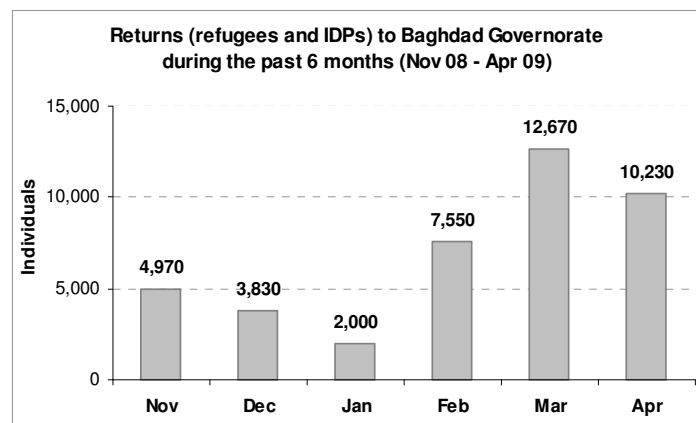
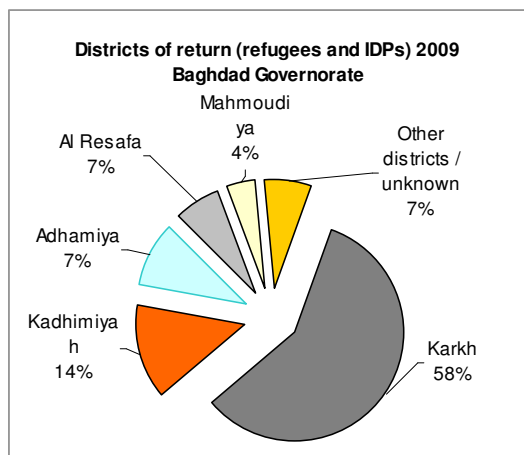
Returns 2009 (IND)						
District	Jan 09	Feb 09	Mar 09	Apr 09	Total	
Abu Ghraib	20	50	150	60	280	1%
Adhamiya	30	630	1,320	1,190	3,170	10%
Al Resafa	200	310	830	940	2,280	7%
Al Sadr	0	100	150	180	430	1%
Kadhmiyah	80	1,320	1,900	1,310	4,610	14%
Karkh	520	4,610	7,560	6,120	18,810	58%
Mada'in	30	150	230	0	410	1%
Mahmoudiya	20	370	530	430	1,350	4%
Tarmiya	0	10	0	0	10	0%
District Unknown	1,100	0	0	0	1,100	3%
<b>Total</b>	<b>2,000</b>	<b>7,550</b>	<b>12,670</b>	<b>10,230</b>	<b>32,450</b>	<b>100%</b>
	6%	23%	39%	32%	100%	

Refugee returns 2009 (IND)						
District	Jan 09*	Feb 09	Mar 09	Apr 09	Total	
Abu Ghraib	0	0	10	0	10	0%
Adhamiya	0	0	640	550	1,190	17%
Al Resafa	0	0	370	380	750	11%
Al Sadr	0	0	80	110	190	3%
Kadhmiyah	0	130	210	120	460	7%
Karkh	0	1,130	1,940	940	4,010	59%
Mada'in	0	0	20	0	20	0%
Mahmoudiya	0	70	60	40	170	2%
Tarmiya	0	10	0	0	10	0%
District Unknown	0	0	0	0	0	0%
<b>Total</b>	<b>0</b>	<b>1,340</b>	<b>3,330</b>	<b>2,140</b>	<b>6,810</b>	<b>100%</b>
	0%	20%	49%	31%	100%	

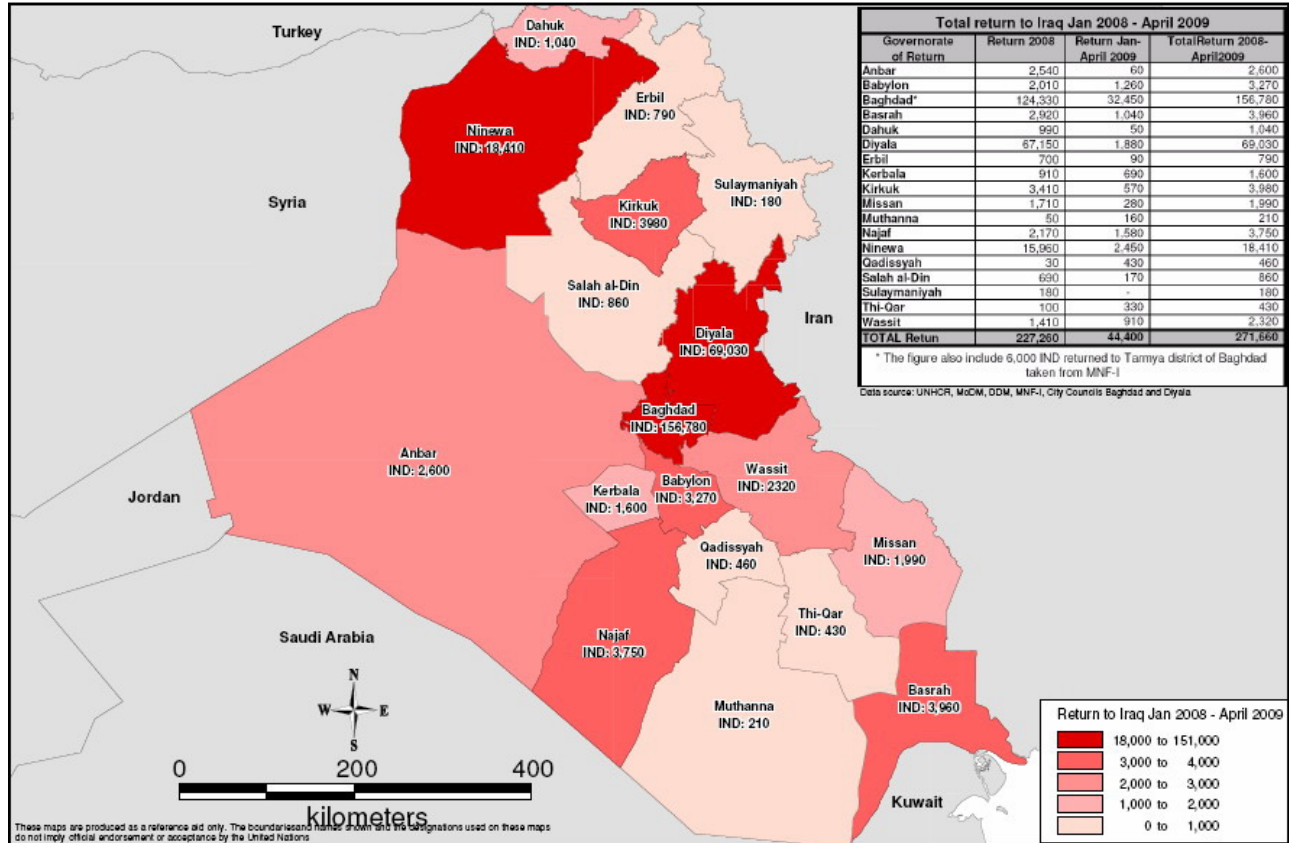
\*January figures were not available

IDP returns 2009 (IND)						
District	Jan 09	Feb 09	Mar 09	Apr 09	Total	
Abu Ghraib	20	50	140	60	270	1%
Adhamiya	30	630	680	640	1,980	8%
Al Resafa	200	310	460	560	1,530	6%
Al Sadr	0	100	70	70	240	1%
Kadhmiyah	80	1,190	1,690	1,190	4,150	16%
Karkh	520	3,480	5,620	5,180	14,800	58%
Mada'in	30	150	210	0	390	2%
Mahmoudiya	20	300	470	390	1,180	5%
Tarmiya	0	0	0	0	0	0%
District Unknown	1,100	0	0	0	1,100	4%
<b>Total</b>	<b>2,000</b>	<b>6,210</b>	<b>9,340</b>	<b>8,090</b>	<b>25,640</b>	<b>100%</b>
	8%	24%	36%	32%	100%	

Data source: MoDM, DDM, City Councils Baghdad, Diyala. All data has been collected inside Iraq. All figures have been rounded to the nearest 10.



**6. Map: Return to Iraq, 2008-2009**



**7. Map: Return to Baghdad Governorate, 2008-2009**

